

Army Hearing Program Status Report Q2 FY17

**Clinical Public Health and Epidemiology Directorate
Army Hearing Division**

Approved for public release; distribution unlimited

General Medical: 500A

July 2017



TABLE OF CONTENTS

	<u>Page</u>
INTRODUCTION.....	1
MOE SUMMARY.....	1
DISCUSSION.....	2
RECOMMENDATIONS.....	4
FINDINGS AND DATA	4
All Regions	4
RHC-Atlantic	19
RHC-Europe	35
RHC-Central	35
RHC-Pacific	56

INTRODUCTION

The Army Hearing Program Status Report (AHPSR) is a component of the Public Health Management System and provides a means for the installation Hearing Program Managers (HPM) to monitor, assess, and report aspects of their programs as required by Department of Defense Instruction (DoDI) 6055.12, Department of the Army Pamphlet (DA Pam) 40-501, and the Chief of Staff of the Army's Safety and Occupational Health objectives. Participation in the survey is mandated by U.S. Army Medical Command (MEDCOM) Chief of Staff Memorandum, dated 16 Dec 2016.

Chapter 9 of DA Pam 40-501 directs HPMs to collect and report certain metrics for the purpose of program evaluation. The AHPSR is structured in such a way as to capture all of the required elements in the chapter. This provides a vehicle for the collection of Measures of Performance and Measures of Effectiveness (MOE) in order to report the metrics as directed.

This report provides the data for the responses recorded from the first quarter of fiscal year 2017 (Q2 FY17). The report contains tables of the responses aggregated by region and by the respective installations within the region. To correspond to the reporting requirements detailed in DA Pam 40-501, the survey is broken into four sections: Hearing Readiness, Clinical Hearing Services, Operational Hearing Services, and Hearing Conservation.

MOE SUMMARY

Response Rate:

Forty of the 102 queried installations provided responses, for an overall response rate of 39.2 percent. The response rate signifies a decrease from the previous quarter. Regional Health Command Atlantic (RHC-A) had the highest return rate at 55.8 percent (24/43), while RHC-Europe (RHC-E) had the lowest at zero percent (0/19). RHC-Central (RHC-C) and RHC-Pacific (RHC-P) had response rates of 47.8 percent (11/23) and 29.4 percent (5/17), respectively.

Hearing Readiness:

The average number of Soldiers tested by installation for Q2 FY17 was 1,662. There was an average of 1,406 Soldiers provided with annual hearing health education and 3-unit Hearing Program Officers (HPO) trained per installation. RHC-A averaged 1,194 tested, 1,029 Soldiers educated, and 1.6 HPOs trained. RHC-C averaged 1,893 tested, 1,776 Soldiers educated, and 7 HPOs trained. RHC-P averaged 3,723 tested, 2,468 Soldiers educated, and no HPOs trained.

Clinical Hearing Services:

Fifty-five percent of the respondents (22/40) indicated that they have a process in place for peer review of audiological services. Fourteen of 24 respondents (58.3 percent) in RHC-A, 4 of 11 (36.4 percent) in RHC-C, and 4 of 5 (80 percent) in RHC-P reported having peer review in place.

An average of 264 Soldiers per site reported some level of tinnitus. RHC-A had 186 Soldiers who reported some level of tinnitus. RHC-C and RHC-P had 460 Soldiers and 34 Soldiers, respectively, who reported some level of tinnitus. Tinnitus numbers should be viewed at the individual installation level and kept in context of the number of Soldiers tested.

Operational Hearing Services:

Six different installations reported static range inspections conducted at their site. Ft Benning, Ft Gordon, Schofield Barracks, Ft Jackson, Ft Hood, and Ft Sam Houston reported 1, 2, 8, 1, 8, and 3 static range inspections, respectively. This gives an average of 0.64 inspections, including the installations that answered with a response of zero. Three of the installations inspected (Ft Benning, Ft Jackson, and Ft Sam Houston) indicated hearing protection fitting demonstrations as part of the procedures. Four installations reported conducting fit checks as a part of the procedure (Pueblo Army Depot, Ft. Benning, Schofield Barracks, and Ft. Jackson). Pueblo Army Depot was the only installation to report a maneuver range evaluation. Ft. Stewart was the only installation to report conducting base camp evaluations this quarter.

Hearing Conservation:

On average, about 99 DA Civilians were provided with annual hearing health education this quarter. An average of three noise-hazardous worksites was inspected, and an average of 68.6 percent of DA Civilians complied with hearing protection use. The regional averages are: RHC-A, 90 DA Civilians educated, 2.5 worksites inspected, and about 60 DA Civilians complied with hearing protection use. RHC-C had 121 DA Civilians educated, 4 worksites inspected and 87 DA Civilians compliant with hearing protection. RHC-P had 91 DA Civilians educated, 4 worksites inspected, and 67 DA Civilians compliant with hearing protection. RHC-E reported no results.

The Occupational Safety and Health Administration (OSHA) 1904 and Department of Defense Instruction (DoDI) 6055.12 require reporting of occupational hearing illness and injury. For Q2 FY17, an average of 4 Civilian and 15 military recordable hearing losses were reported by the Defense Occupational and Environmental Health Readiness System–Hearing Conservation (DOEHRS-HC), and an average of 1.5 Civilian and 3.8 military losses were recorded on the occupational illness and injury logs. RHC-A reported an installation average of 4 Civilian and 11 military and recorded 1 Civilian and 4 military on the logs. RHC-C reported 5 Civilian and 16 military and 2 Civilian and 0.7 military recorded on logs. RHC-P results were 3 Civilian and 30 military and recorded 3 Civilian and 10 military on the logs. RHC-E reported no results.

DISCUSSION

Hearing Readiness:

The installation level view offers the most useful view of the average number of Soldiers tested, as the small number of respondents can skew the results. As an example, RHC-P averaged 3,722.5 Soldiers tested, but only had five installations that responded to this question. One installation tested 8,738 Soldiers, while another reported only 189, resulting in an average that is not representative of the workload at each installation. Additionally, the number of Soldiers tested is most meaningful when converted to a proportion. Ideally, an installation would test one fourth of its Soldiers each quarter. Therefore, the denominator for a given installation would be the number of Soldiers divided by four, and the numerator would be the number of Soldiers

tested that quarter. This proportion yields a measure of effectiveness indicating the efficiency with which the program operates. The closer the number is to one, the more efficient the program.

Because of the issue noted last quarter, regarding the level at which annual hearing health education was reported by installations; the question was changed to "How many Soldiers" instead of "How many units." This yielded more accurate averages because installations reported the data in the same manner (by number of Soldiers). The average number of Soldiers provided with annual health hearing education, including all regions, was 1,406.38.

Some installations responded incorrectly to two questions involving the percentage of Soldiers' Hearing Readiness (HRC 1 and 2, and HRC 4, respectively). Installations responded with either a count of Soldiers or a decimal, instead of reporting the percentage. This skewed the results for RHC-A and RHC-C, leading to percentages that were inaccurate representations for the regions.

Clinical Hearing Services:

It is important to understand that the reported tinnitus numbers are a subset of those Soldiers who received a test, not all Soldiers. Tinnitus rates can be calculated for each installation by taking the number of people who reported tinnitus divided by the number of people tested. The average number of Soldiers, who reported some level of tinnitus per installation, including all regions, is 264.45. Converting this to a tinnitus rate, the average number of Soldiers who reported having some level of tinnitus (264.45) would be divided by the average number of Soldiers tested per installation (1,662.47). This yields a tinnitus rate of approximately 16 percent. Tinnitus is often a symptom of at least some degree of noise damage to the ear and can be a leading indicator of how well the hearing program is protecting its personnel.

Operational Hearing Services:

Army Regulation (AR) 40-5 requires that the hearing program manager spend at least 50 percent of their time in activities designed to prevent hearing loss. These activities include work site visits and range inspections. Firing ranges and field exercises represent a large portion of the noise exposure to Soldiers in garrison. Because of this, it is important for the Army Hearing Program representatives and managers to visit and inspect these areas regularly for noise exposure and proper protective measures. As evidenced by the responses to the most recent survey, these types of activities do not occur at most installations. However, Ft. Benning, Ft. Gordon, Schofield Barracks, Ft. Jackson, Ft. Hood, and Ft. Sam Houston reported that they conducted static range inspections. Pueblo Army Depot reported that they conducted a maneuver range inspection, and Ft. Stewart reported that they conducted base camp evaluations.

Hearing Conservation:

Hearing conservation services are geared toward the exposure of personnel in fixed facility type operations. Hearing conservation activities focus on site visits, use of hearing protection, and hearing health education. Responses to this survey indicate that installation hearing programs conduct only limited numbers of work site visits. They also suggest that installations generally deliver Civilian hearing health education on an individual basis rather than unit level. Additionally, they conveyed confusion regarding the question asking about the percentage of Civilians who complied with hearing protection. Some installations replied with the number of

Civilians rather than a percentage. Therefore, the count values should be divided by the total number of Civilians at that installation in order to calculate the percentage.

The OSHA Reportable hearing loss is consistently under reported across all installations. DOEHRS-HC collects and reports those individuals who meet the criteria for a reportable loss. These individuals should then be recorded on an illness/injury log. DoDI 6055.07 and DA Pam385-40 require separate logs be maintained for Civilian and military occupational illness/injuries. Based upon the determination of work-relatedness, not all individuals flagged by the DOEHRS-HC will ultimately remain on a log. The OSHA and DOD regulations allow for the removal of an entry on an occupational illness/injury log when a medical provider determines the condition meets the exceptions to work-relatedness as defined by the Code of Federal Regulations (CFR) 1904.5 and DoDI 6055.07. However, due to the nature of noise exposure in the Army, one expects there to be few exceptions and little difference between the averages of the OSHA reportable hearing losses reported by DOEHRS-HC and those actually on the logs. Examination of these differences provides another measure of effectiveness of the program. Currently, there is a very large difference between the averages, indicating that the programs are not following through on the recording of the hearing illness/injuries.

RECOMMENDATIONS

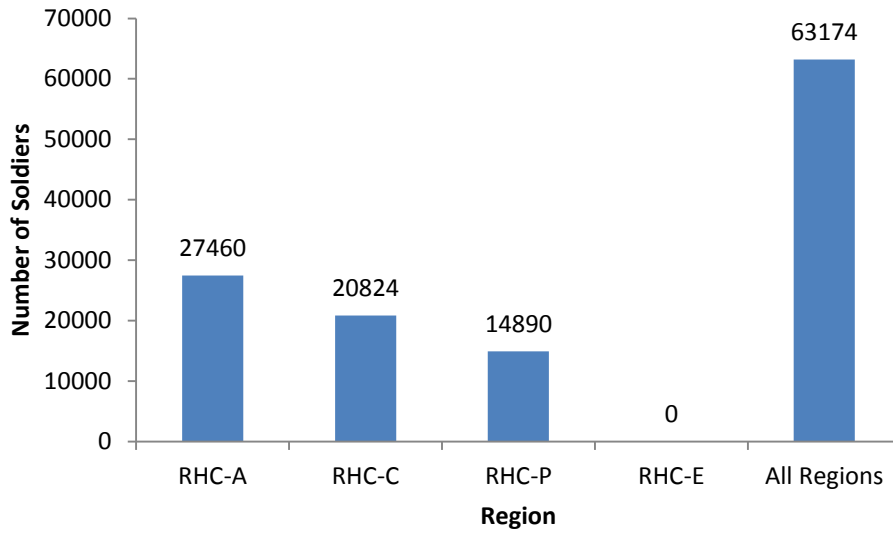
- Increase participation in the survey as directed by Chief of Staff, U.S. Army Medical Command (MEDCOM).
- Add a question that asks each installation the total number of Soldiers and Civilians within their installation, so other values can be compared to this.
- Implement peer reviews and/or chart audits at all installations for all privileged providers.
- Increase the Army Hearing Program (AHP) presence at noise-hazardous areas and increase the number of both work sites and ranges visited. The HPM should coordinate closely with the range and safety offices and the industrial hygiene department to help accomplish this mission.
- HPMs should develop clear policies for ensuring that all personnel identified with a potential OSHA reportable hearing loss receive the requisite follow-up and adjudication.
- Read survey questions carefully to deliver responses in the requested format.

FINDINGS AND DATA

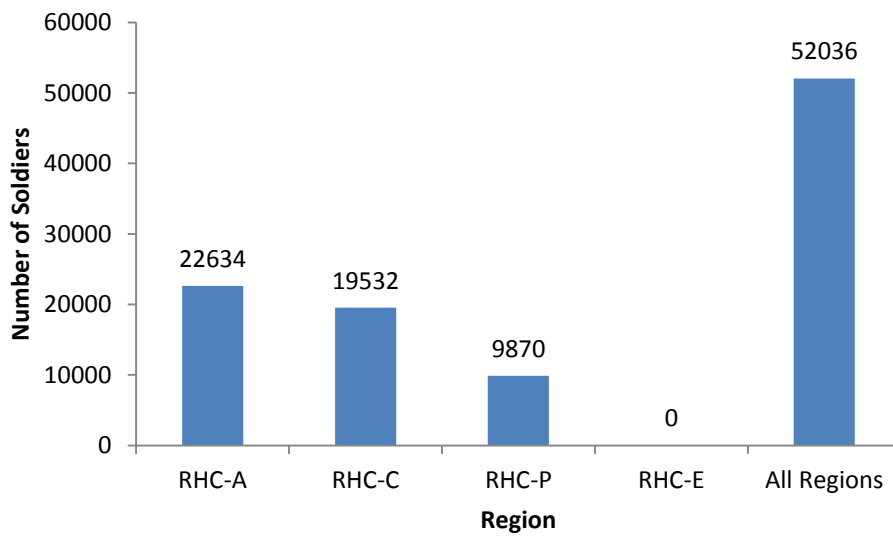
All Regions Together:

This section shows Bar Plot comparisons between the Regions for each question with responses.

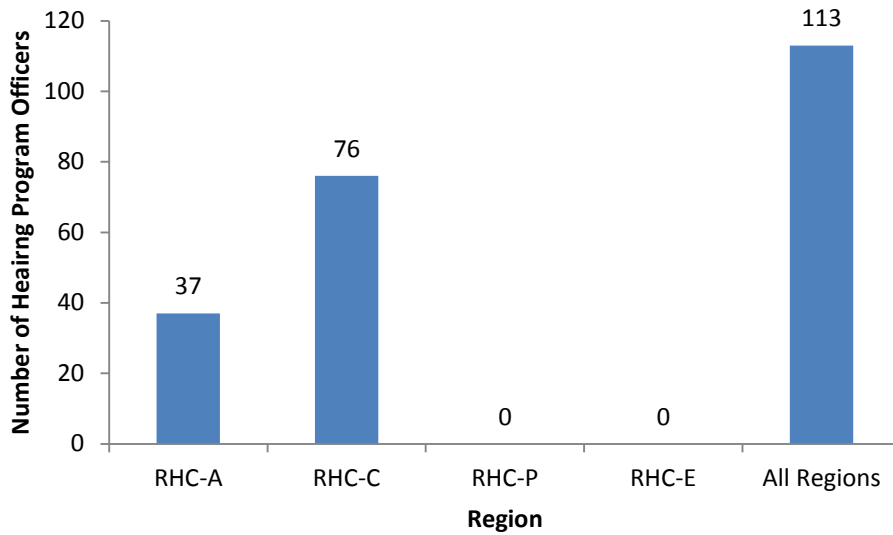
How many Soldiers at your installation completed the annual DOEHRS-HC monitoring audiometry this quarter?



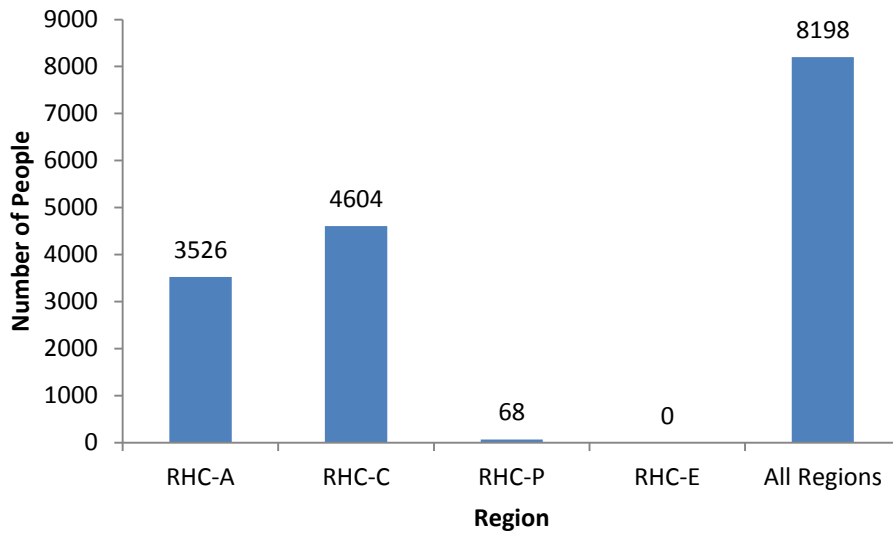
How many Soldiers at your installation were provided with annual hearing health education this quarter?



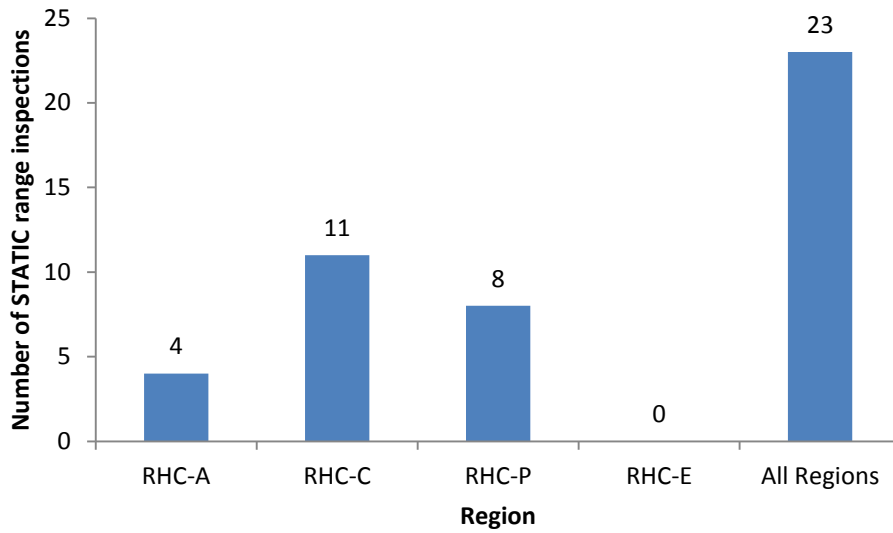
How many unit hearing program officers were trained at your installation this quarter?



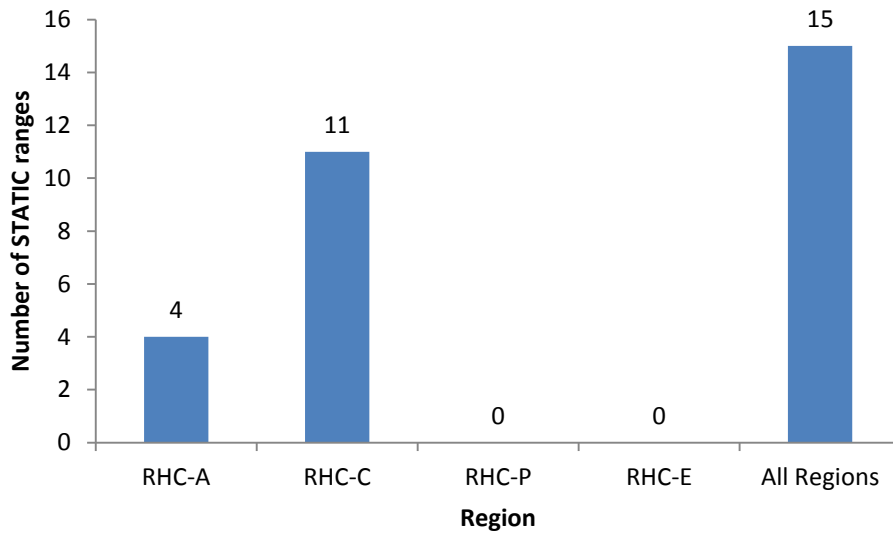
Using DOEHS-HC reporting data, how many people reported experiencing some level of tinnitus at your installation this quarter?



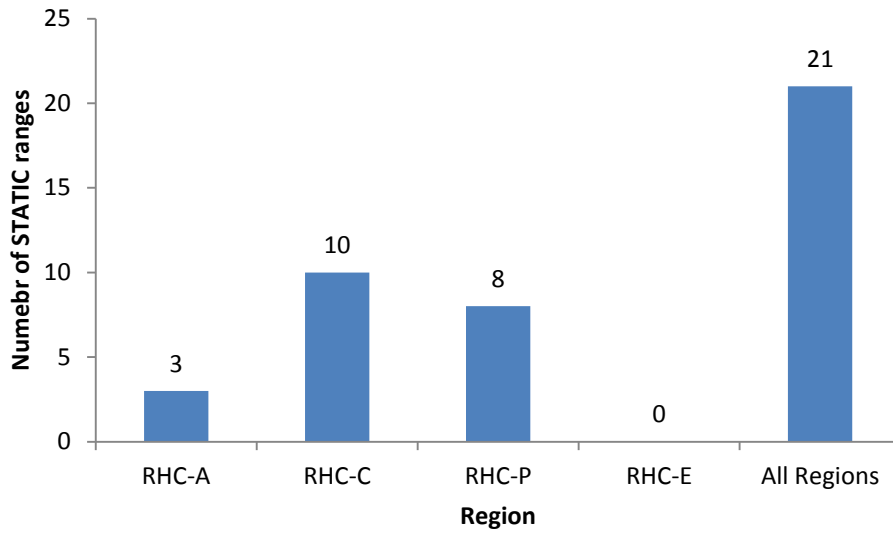
How many STATIC range inspections were conducted at your installation this quarter?
If none, answer "0" and skip to #2.



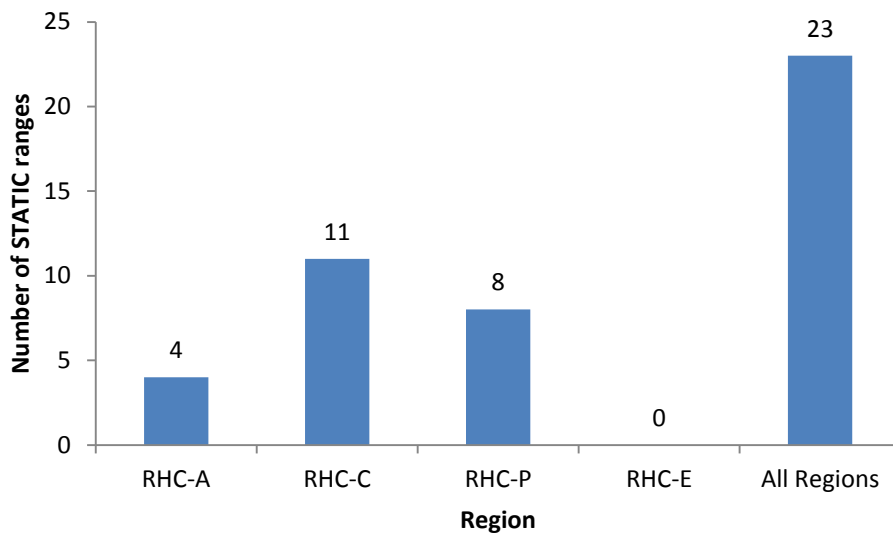
How many of the STATIC ranges inspected had warning signs posted?



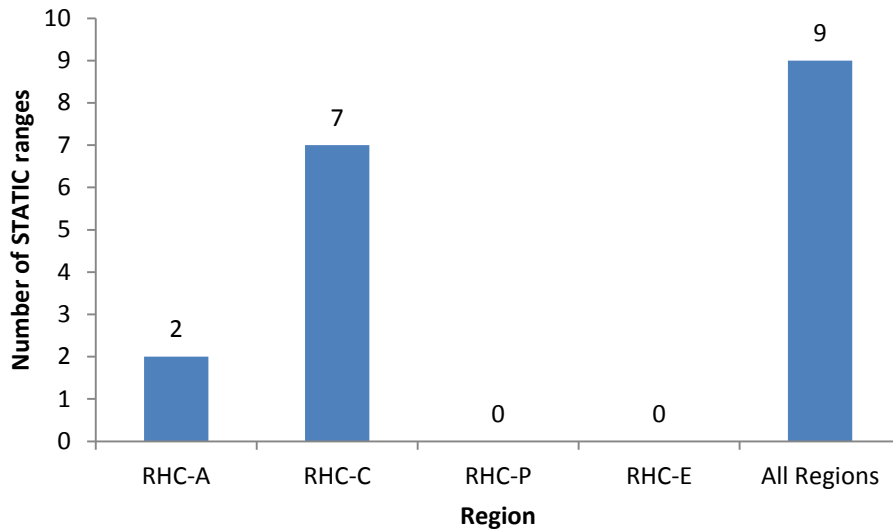
At how many STATIC ranges inspected were hearing protectors made readily available?



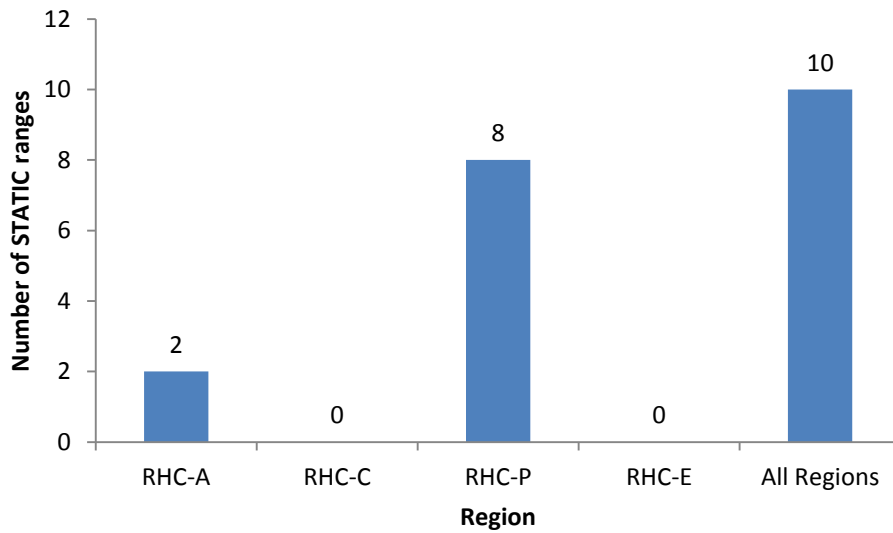
At how many STATIC ranges inspected were personnel using hearing protection?



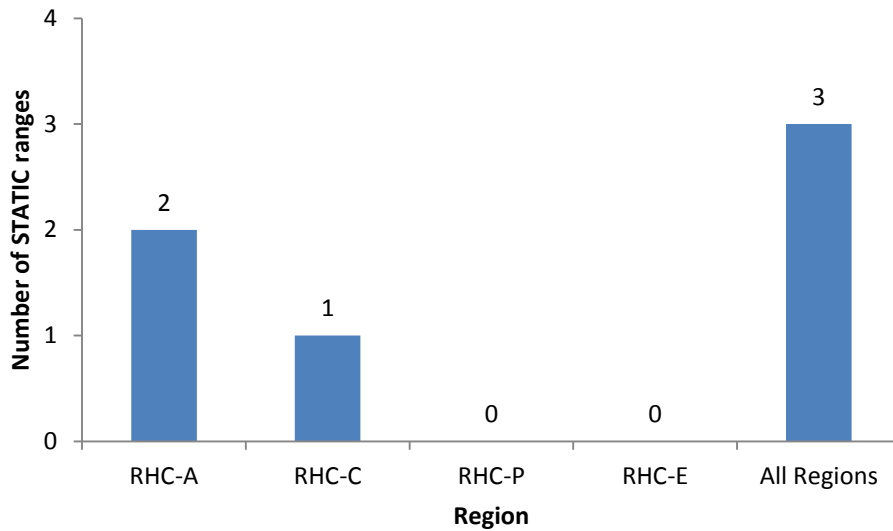
At how many STATIC ranges inspected was there a deficiency in the way personnel were using hearing protection?



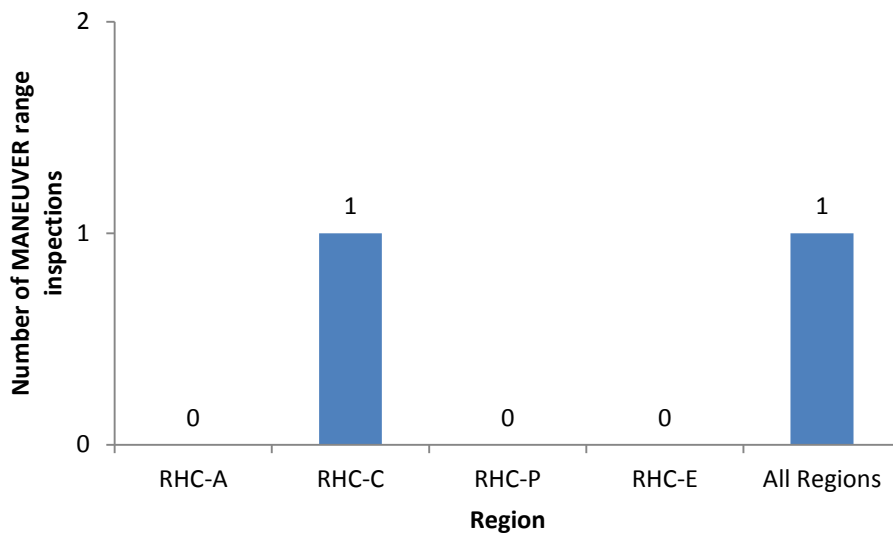
At how many STATIC ranges inspected were hearing protection fit checks of each Soldier conducted prior to entering the range?



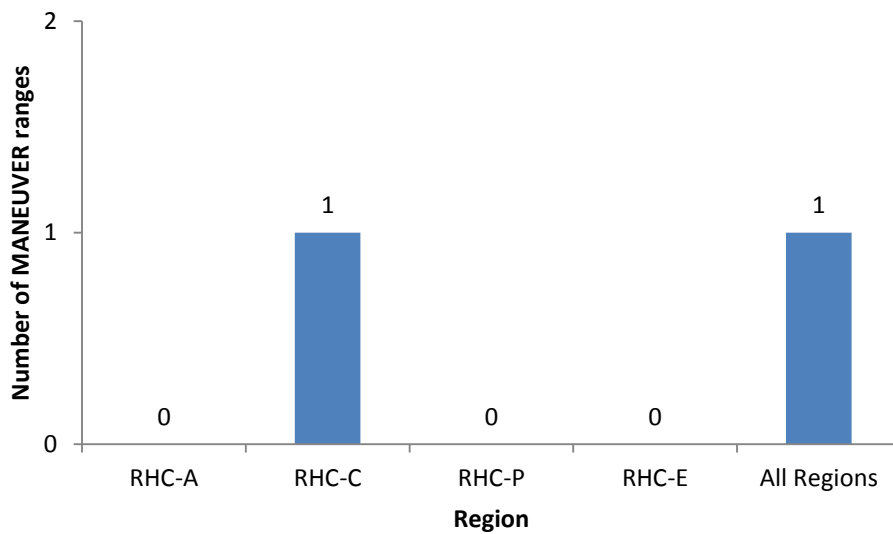
At how many STATIC ranges inspected was a hearing protection fitting demonstration part of the range safety briefing?



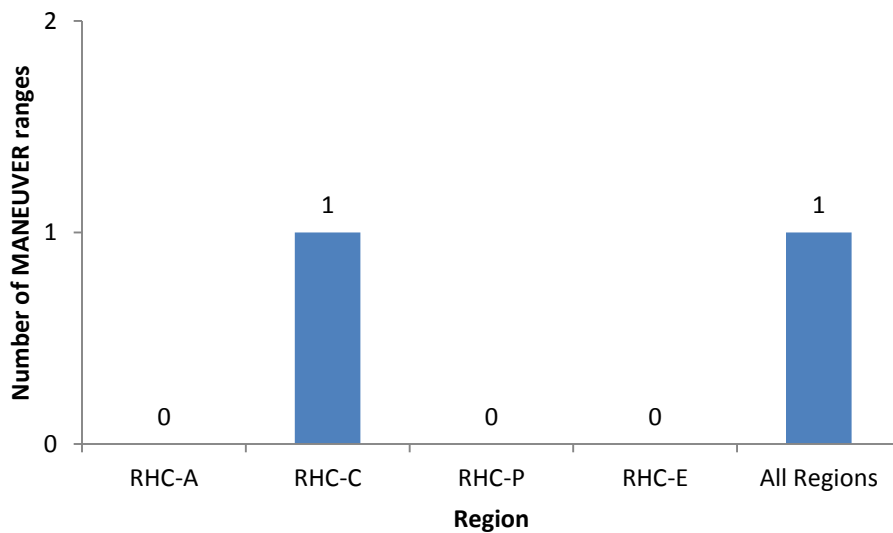
How many MANEUVER range inspections were conducted at your installation this quarter? If none, answer "0" and skip to #3.



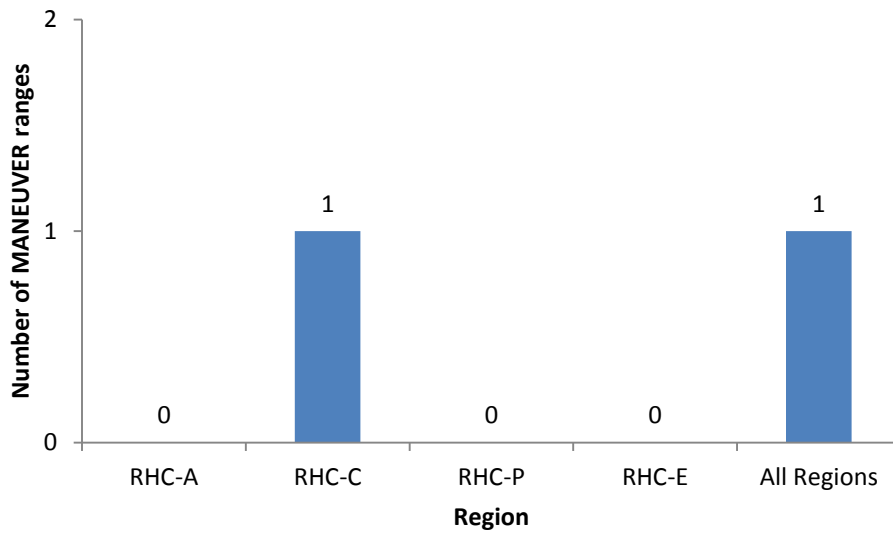
At how many MANEUVER ranges inspected were hearing protectors made readily available?



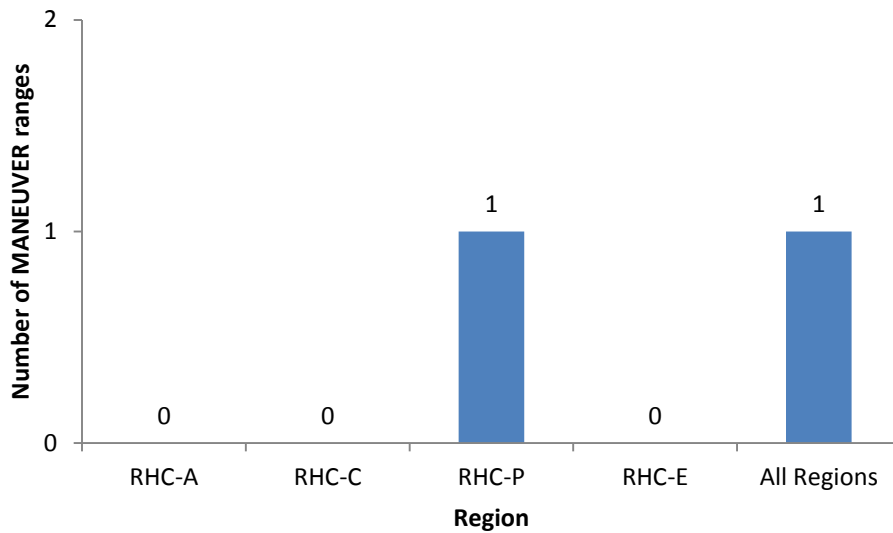
At how many MANEUVER ranges inspected were personnel using hearing protection during both live fire and blank fire exercises, including travel to and from ranges in hazardous-noise vehicles?



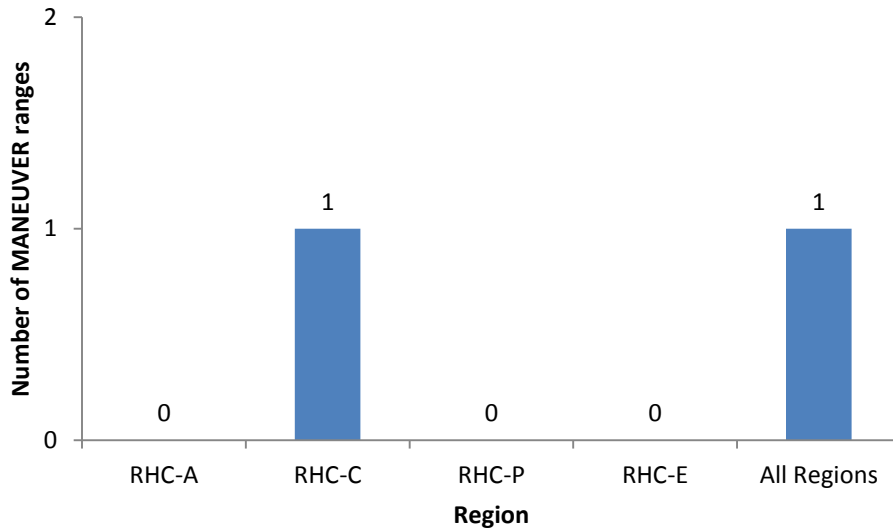
At how many MANEUVER ranges inspected were hearing protection fit checks of each Soldier conducted prior to entering the range?



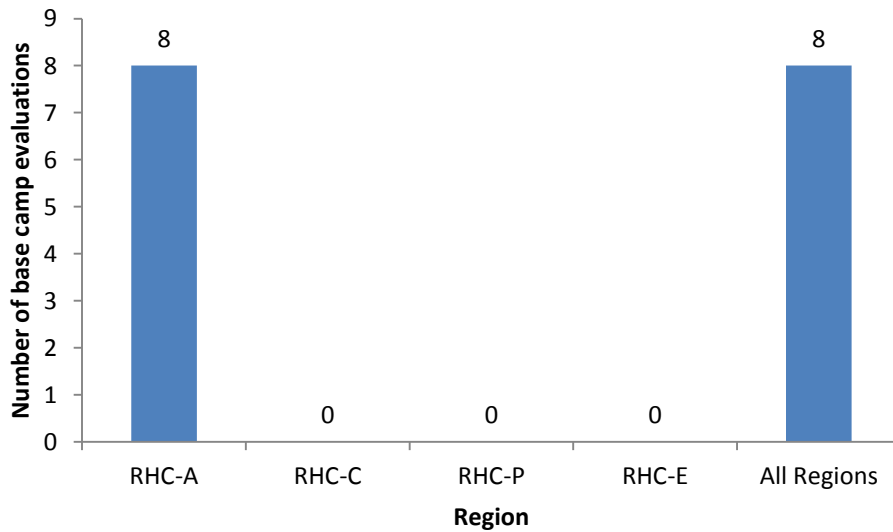
At how many of the MANEUVER ranges inspected were Tactical Communication and Protective System (TCAPS) being used?



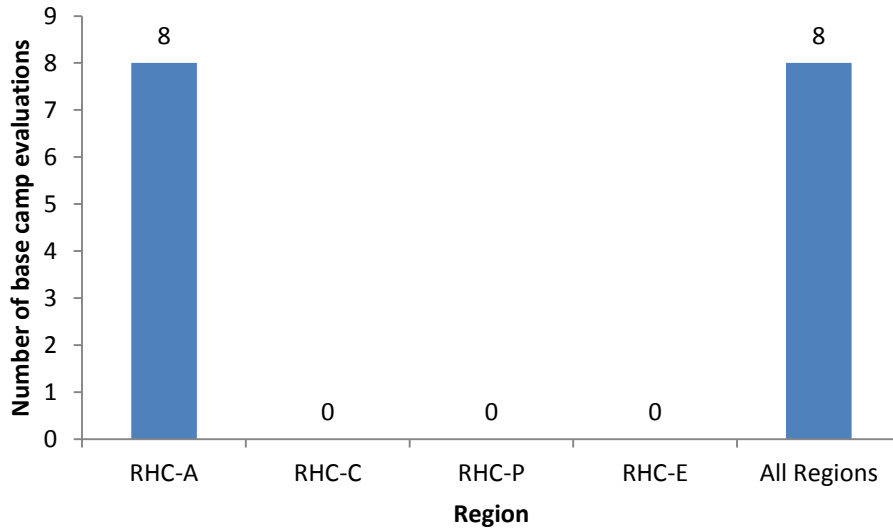
At how many of the MANEUVER ranges inspected were hearing protection and communication capabilities part of the planning documents (i.e., operational order (OPORD)) and the after action report?



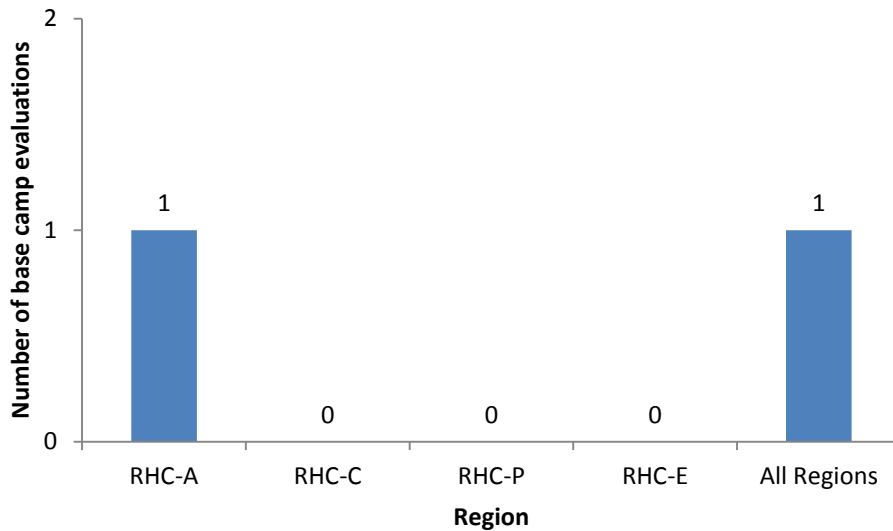
How many base camp evaluations were conducted at your installation this quarter? If none, answer "0" and skip to next section.



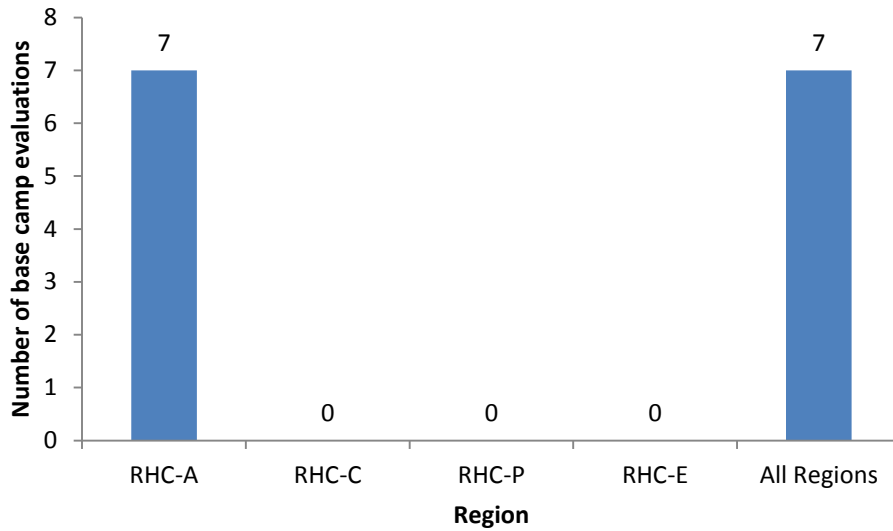
How many of the base camp evaluations were assessed for the set-up and location of hazardous noise equipment and areas (i.e., Tactical Operations Centers, rest areas, and sleeping areas)?



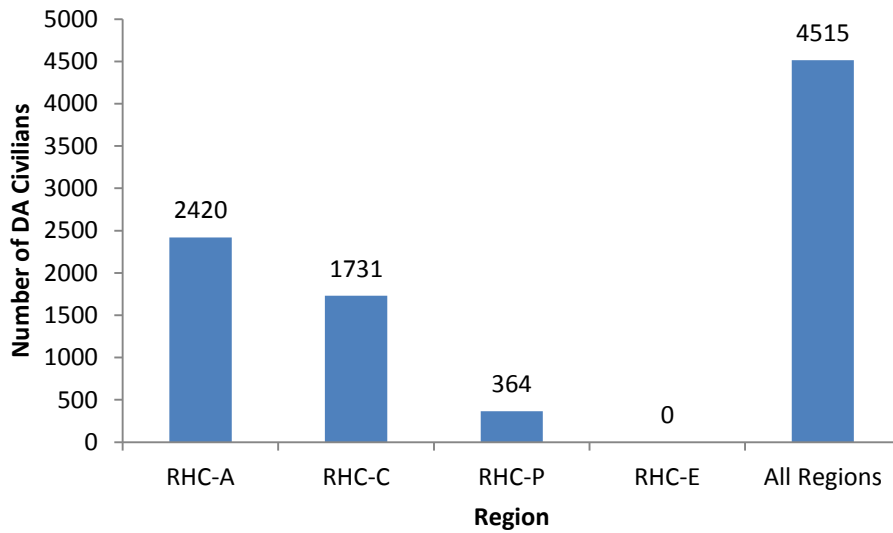
How many of the base camp evaluations resulted in recommendation strategies to minimize noise hazards and/or nuisance noise for the set-up and location of hazardous noise equipment and areas?



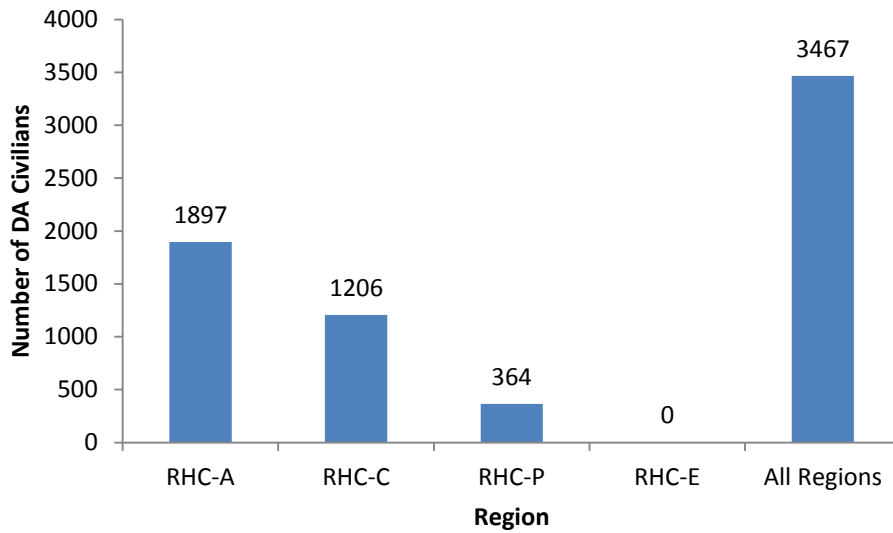
3.3.3 How many of the base camp evaluations revealed warning signs that were properly posted?



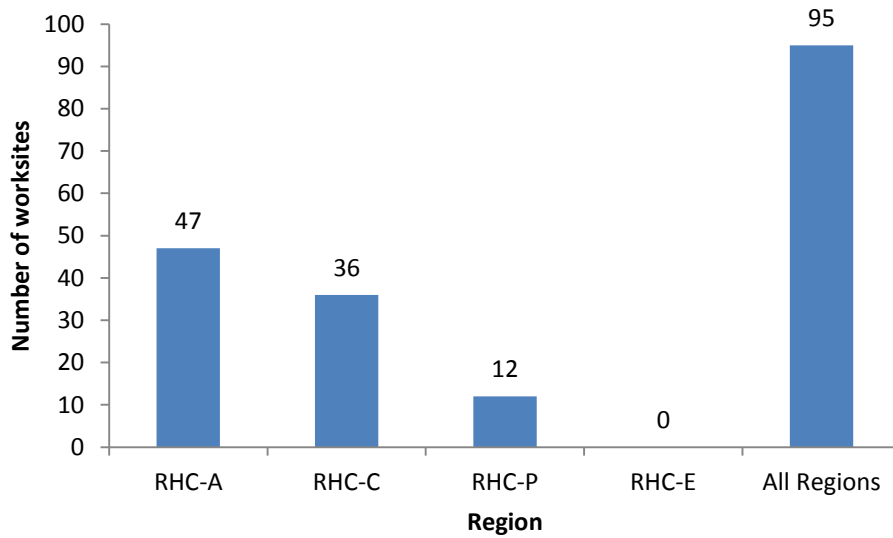
How many noise exposed DA Civilians at your installation completed the annual DOEHRS-HC monitoring audiometry this past quarter?



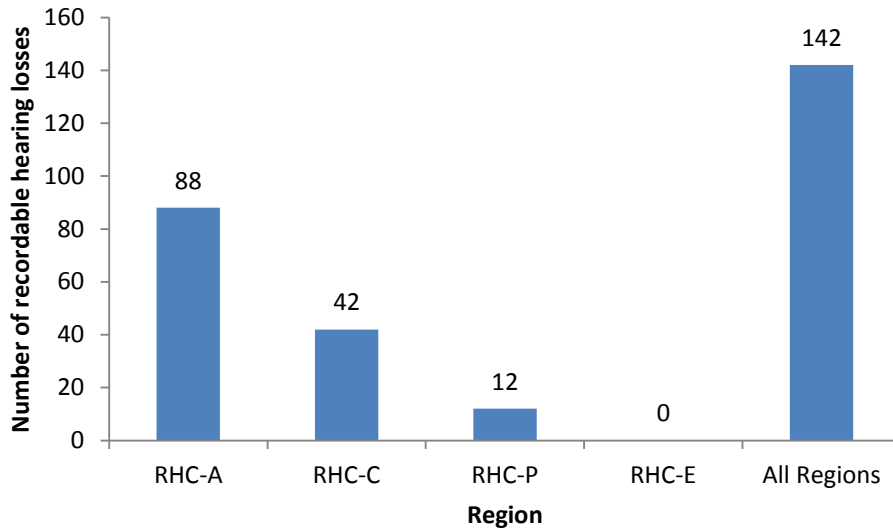
How many DA Civilians at your installation were provided annual hearing health education this quarter?



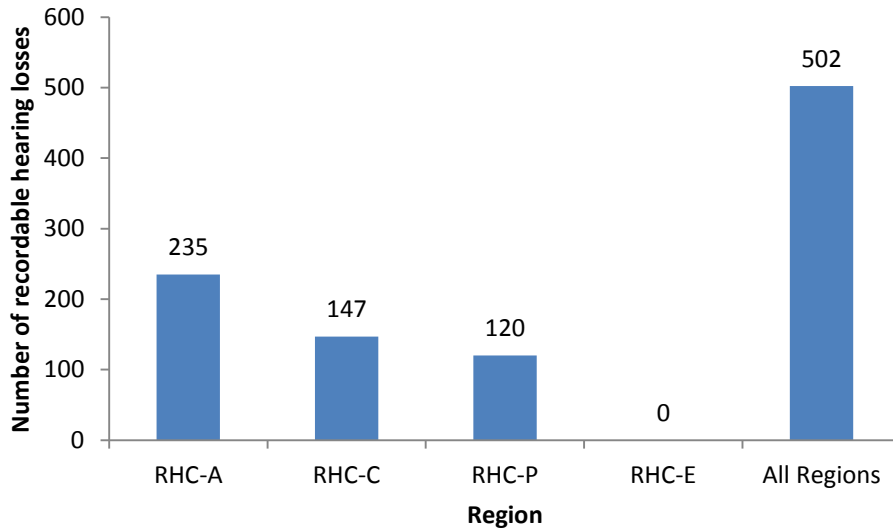
4.3.0 How many noise-hazardous worksites were inspected at your installation this quarter?



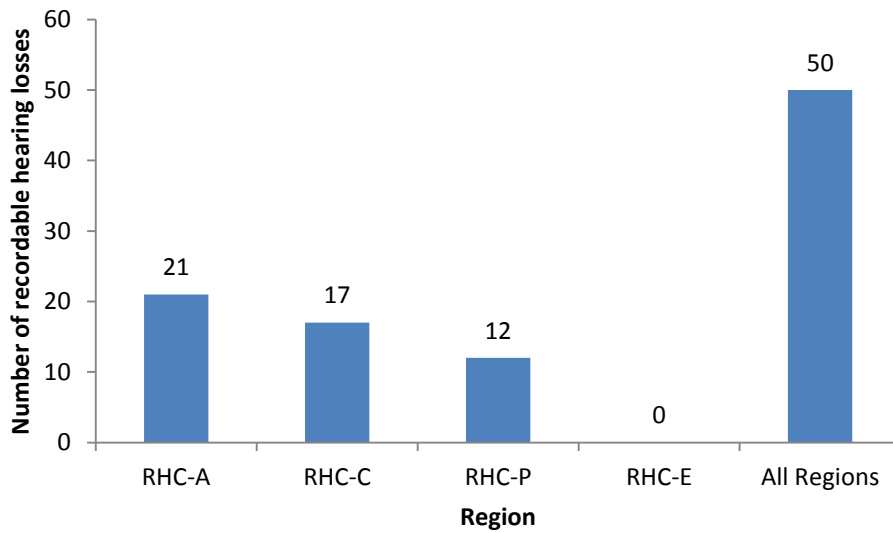
Using the "OSHA Reportable" report from DOEHRS-HC DR, how many DOD/OSHA recordable hearing losses were identified at your installation this quarter: DA Civilian



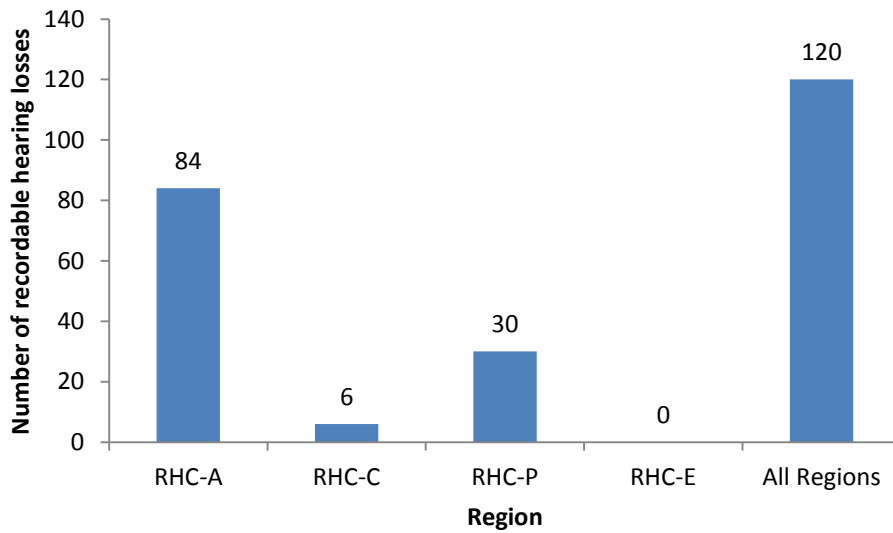
Using the "OSHA Reportable" report from DOEHRS-HC DR, how many DOD/OSHA recordable hearing losses were identified at your installation this quarter: Military



How many DOD/OSHA recordable hearing losses were recorded on the injury/illness log with Safety and/or OH this quarter: DA Civilian



How many DOD/OSHA recordable hearing losses were recorded on the injury/illness log with Safety and/or OH this quarter: Military



RHC-Atlantic

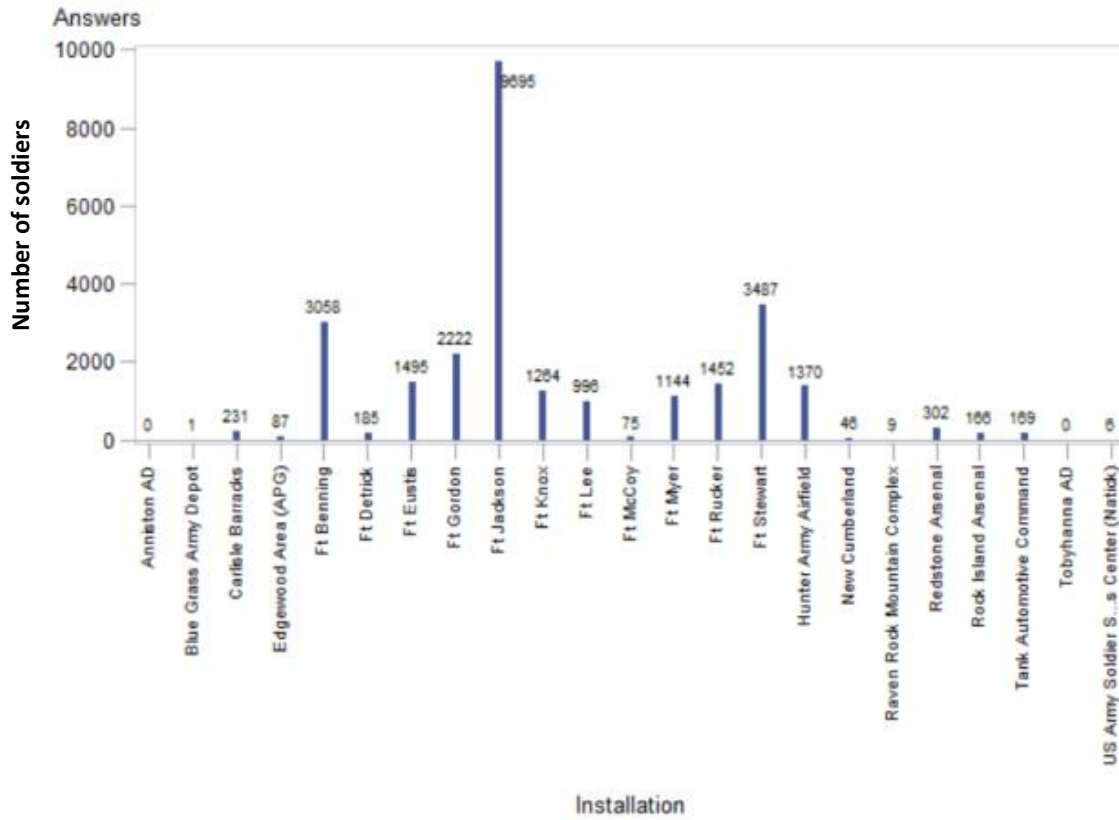
Below is a table of the average response values for each question, including only the installations that responded from RHC-A. Note that questions with an asterisk indicate a reporting error. Please refer to discussion section "Hearing Readiness" for details.

Question	Mean
How many Soldiers at your installation completed the annual DOEHRS-HC monitoring audiometry this quarter?	1193.91
What percentage of Soldiers at your installation are deployable (HRC1 or HRC2)?	699.21*
What percentage of Soldiers at your installation is HRC4?	113.86*
How many Soldiers at your installation were provided with annual hearing health education this quarter?	1028.82
How many unit hearing program officers were trained at your installation this quarter?	1.61
Do you have a process in place for peer review of diagnostic audiograms?	58.3% yes 37.5% no 4.3% N/A
Using DOEHRS-HC reporting data, how many people reported experiencing some level of tinnitus at your installation this quarter?	185.58
How many STATIC range inspections were conducted at your installation this quarter? If none, answer "0" and skip to #2.	0.19
How many of the STATIC ranges inspected had warning signs posted?	0.8
At how many STATIC ranges inspected were hearing protectors made readily available?	0.6
At how many STATIC ranges inspected were personnel using hearing protection?	0.8
At how many STATIC ranges inspected was there a deficiency in the way personnel were using hearing protection?	0.4
At how many STATIC ranges inspected were hearing protection fit checks of each Soldier conducted prior to entering the range?	0.4
At how many STATIC ranges inspected was a hearing protection fitting demonstration part of the range safety briefing?	0.4
Were reports issued following ALL the STATIC range inspections?	8.3% yes 8.3% no 83.3% N/A
How many MANEUVER range inspections were conducted at your installation this quarter? If none, answer "0" and skip to #3.	0
How many of the MANEUVER ranges inspected had warning signs posted?	0
At how many MANEUVER ranges inspected were hearing protectors made readily available?	0
At how many MANEUVER ranges inspected were personnel using hearing protection during both live fire and blank fire exercises, including travel to and from ranges in hazardous-noise vehicles?	0
At how many MANEUVER ranges inspected was there a deficiency in the way personnel were using hearing protection?	0
At how many MANEUVER ranges inspected were hearing protection fit checks of each Soldier conducted prior to entering the range?	0
At how many MANEUVER ranges inspected was a hearing protection fitting demonstration part of the range safety briefing?	0
At how many of the MANEUVER ranges inspected were TCAPS being used?	0
At how many of the MANEUVER ranges inspected were hearing protection and communication capabilities part of the planning documents (i.e. OPORD) and the after action report?	0

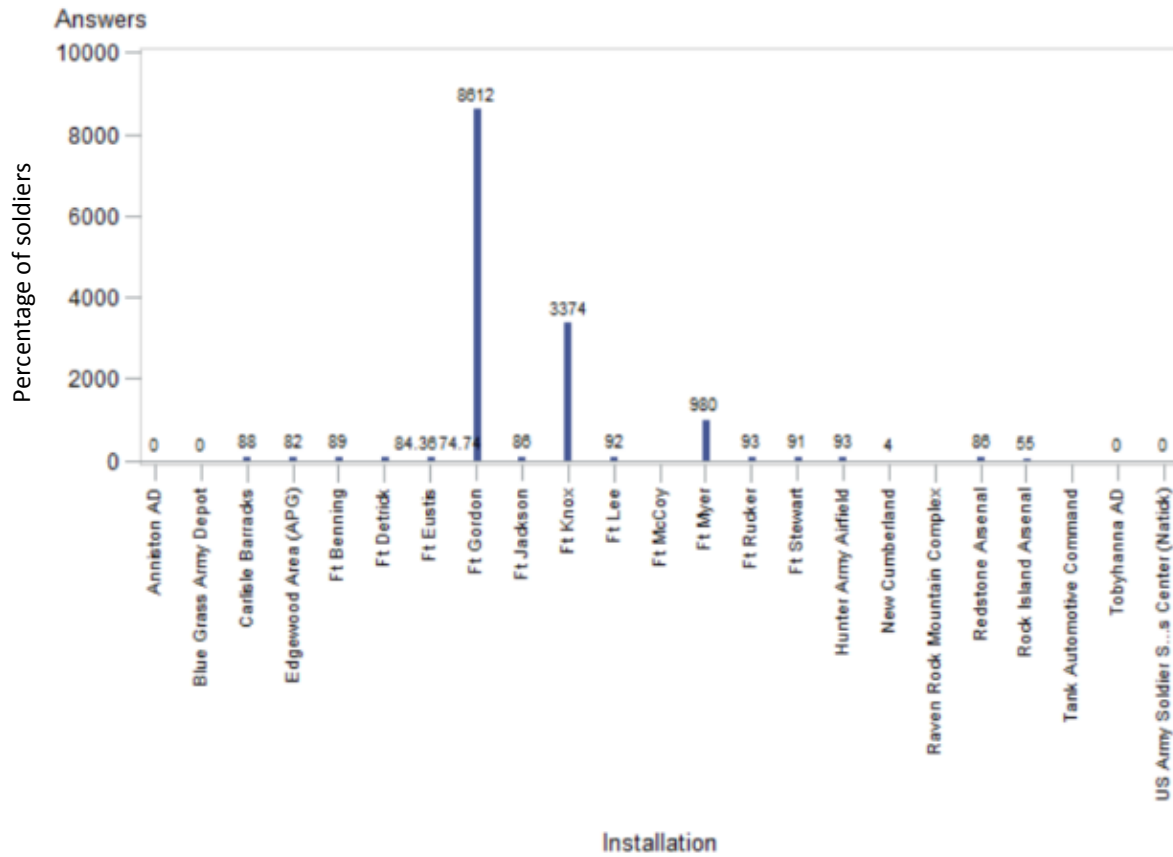
Question	Mean
Were reports issued following ALL the MANEUVER range inspections?	0.0% yes 8.3% no 91.7% N/A
How many base camp evaluations were conducted at your installation this quarter? If none, answer "0" and skip to next section.	0.38
How many of the base camp evaluations were assessed for the set-up and location of hazardous noise equipment and areas (i.e., TOCs, rest areas, and sleeping areas)?	2.67
How many of the base camp evaluations resulted in recommendation strategies to minimize noise hazards and/or nuisance noise for the set-up and location of hazardous noise equipment and areas?	0.33
How many of the base camp evaluations revealed warning signs that were properly posted?	2.33
How many of the base camp evaluations recommended implementation of an engineering control?	0
Were reports issued following ALL the base camp assessments?	4.2% yes 8.3% no 87.5% N/A
How many noise exposed DA Civilians at your installation completed the annual DOEHRS-HC monitoring audiometry this past quarter?	105.22
How many DA Civilians at your installation were provided annual hearing health education this quarter?	90.33
How many noise-hazardous worksites were inspected at your installation this quarter?	2.47
What percentage of DA Civilians inspected at your installation complied with use of hearing protection in hazardous noise operations this quarter?	59.61
Using the "OSHA Reportable" report from DOEHRS-HC DR, how many DOD/OSHA recordable hearing losses were identified at your installation this quarter: DA Civilian	3.83
Using the "OSHA Reportable" report from DOEHRS-HC DR, how many DOD/OSHA recordable hearing losses were identified at your installation this quarter: Military	11.19
How many DoD/OSHA recordable hearing losses were recorded on the injury/illness log with Safety and/or OH this quarter: DA Civilian	0.95
How many DoD/OSHA recordable hearing losses were recorded on the injury/illness log with Safety and/or OH this quarter: Military	4.2

The next section will show bar plot comparisons between the regions for each question that had responses.

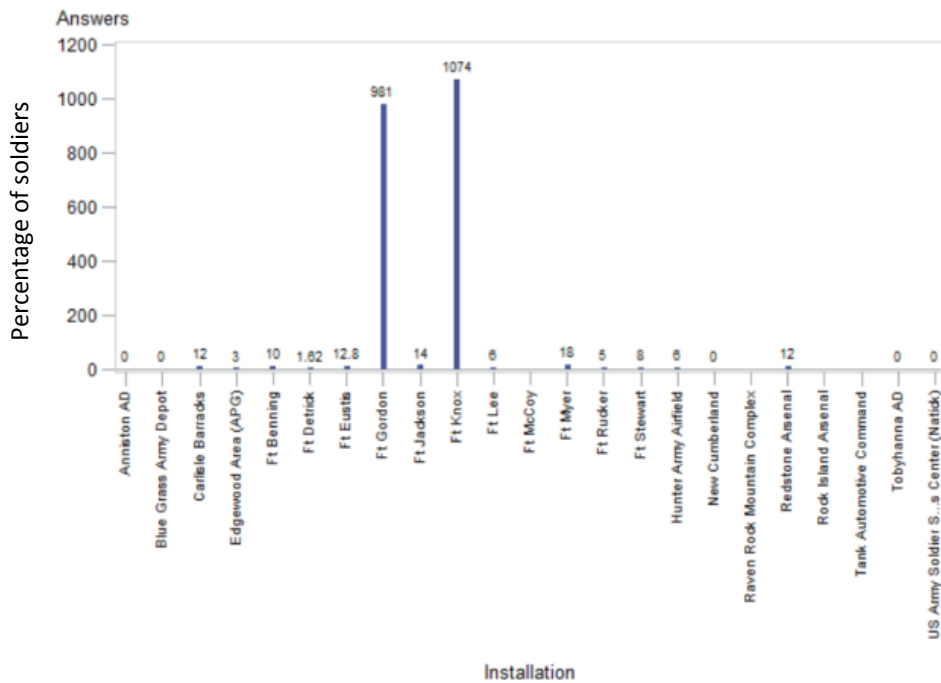
How many Soldiers at your installation completed the annual DOEHS-HC monitoring audiometry this quarter?



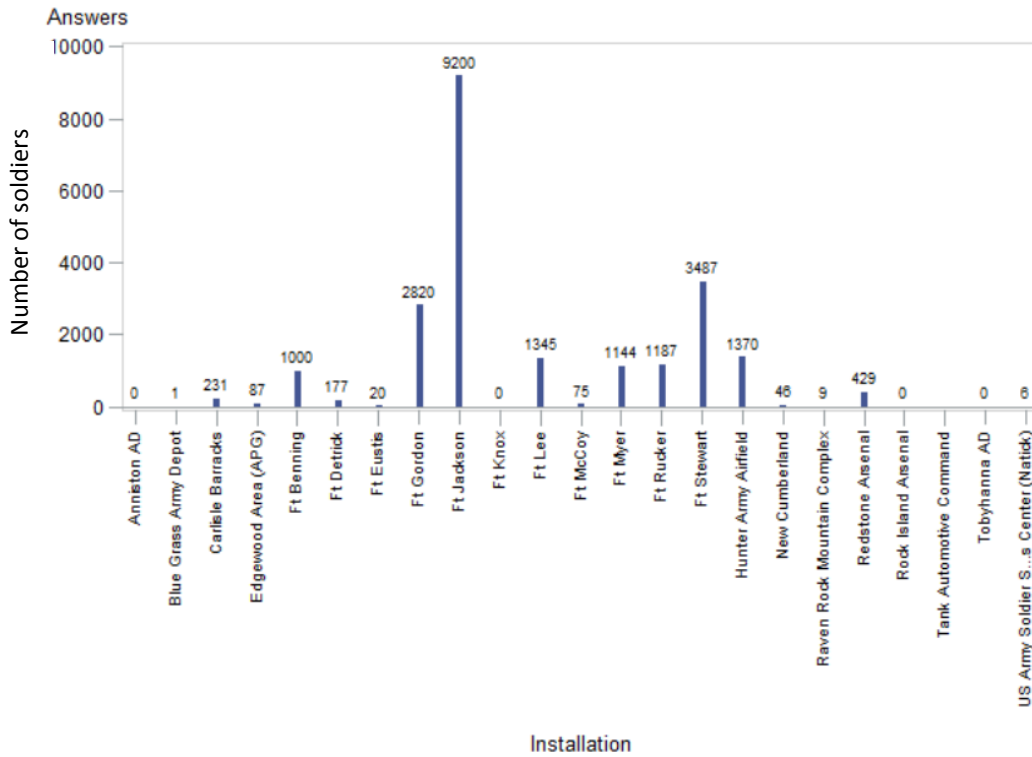
What percentage of Soldiers at your installation are deployable (HRC1 or HRC2)?



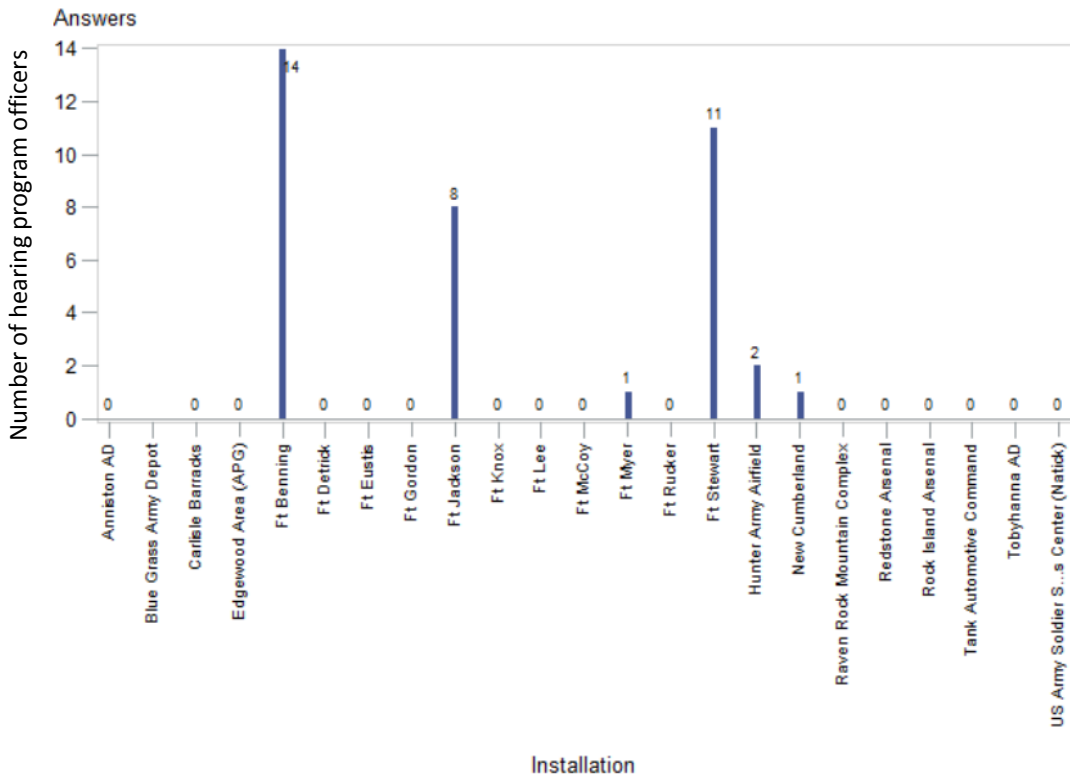
What percentage of Soldiers at your installation are HRC4?



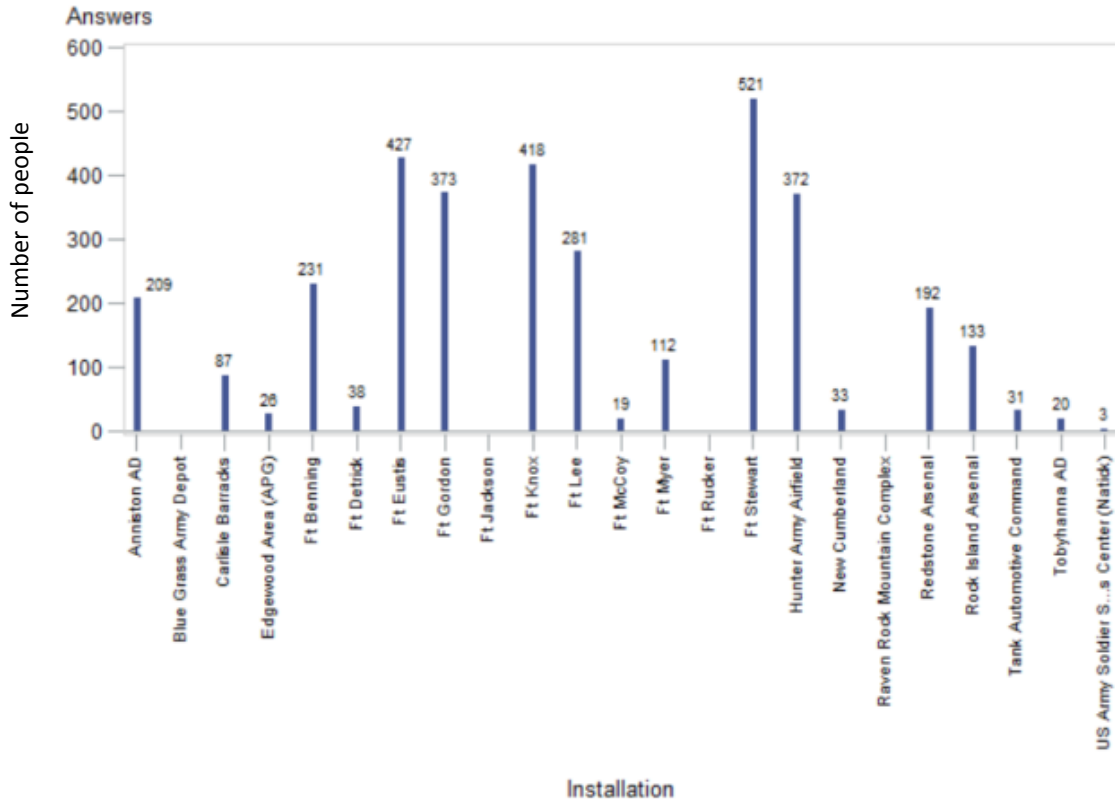
How many Soldiers at your installation were provided with annual hearing health education this quarter?



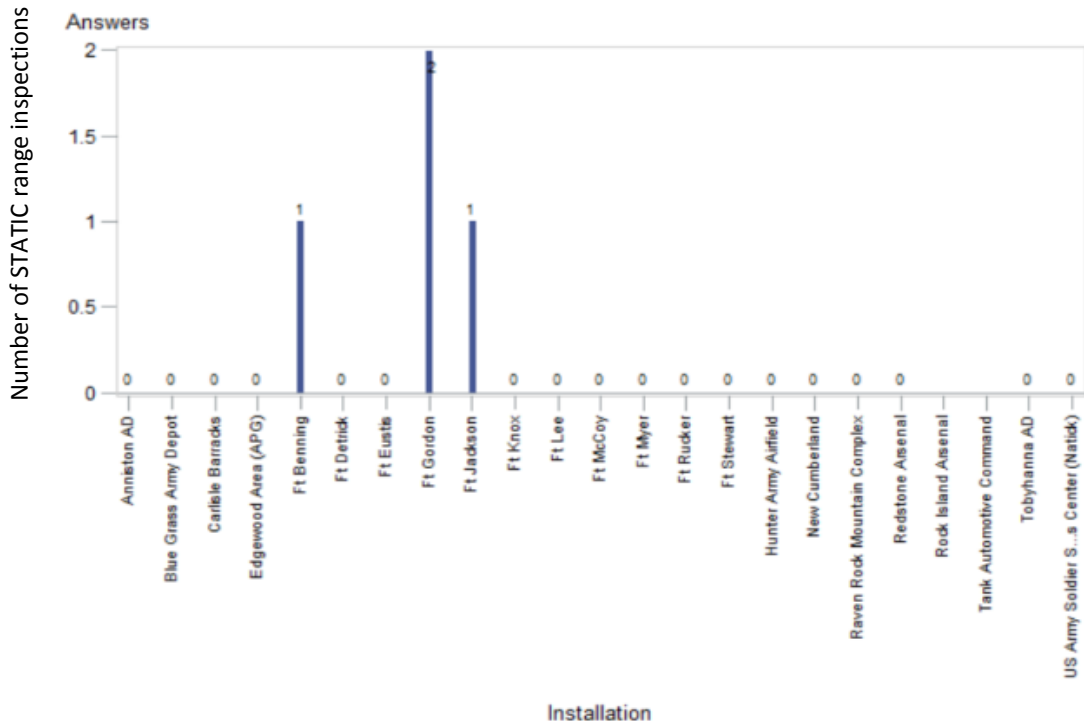
How many unit hearing program officers were trained at your installation this quarter?



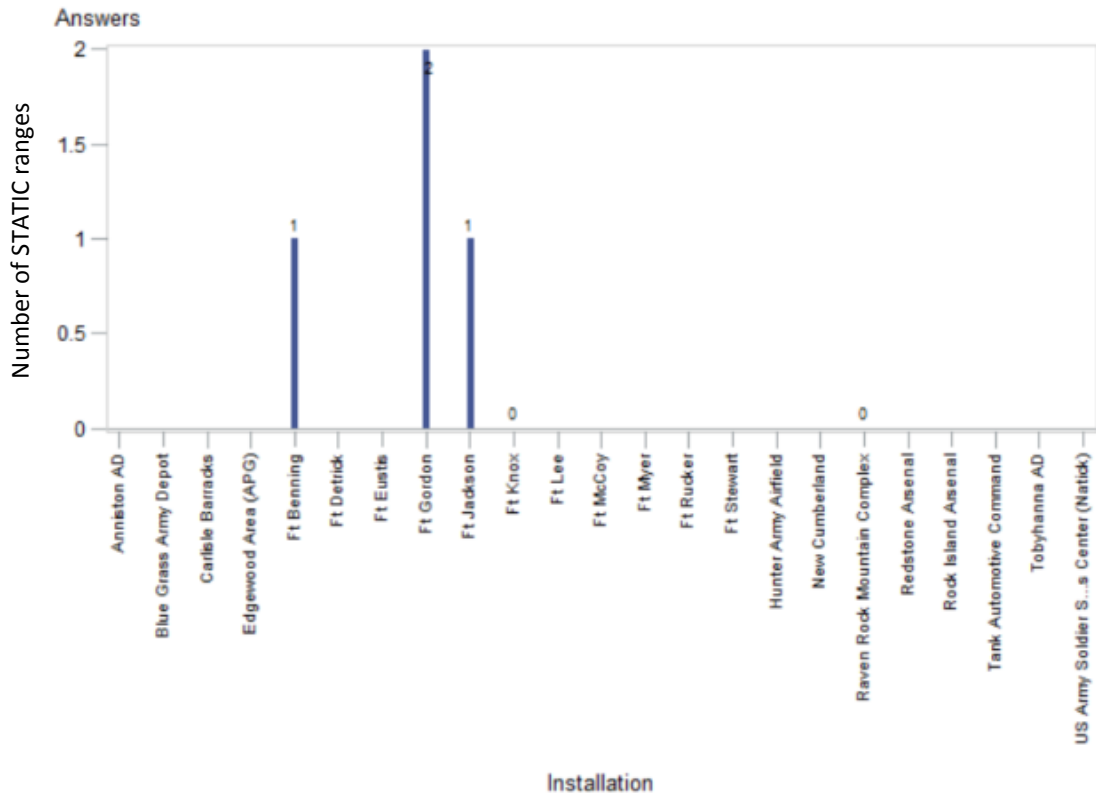
Using DOEHRS-HC reporting data, how many people reported experiencing some level of tinnitus at your installation this quarter?



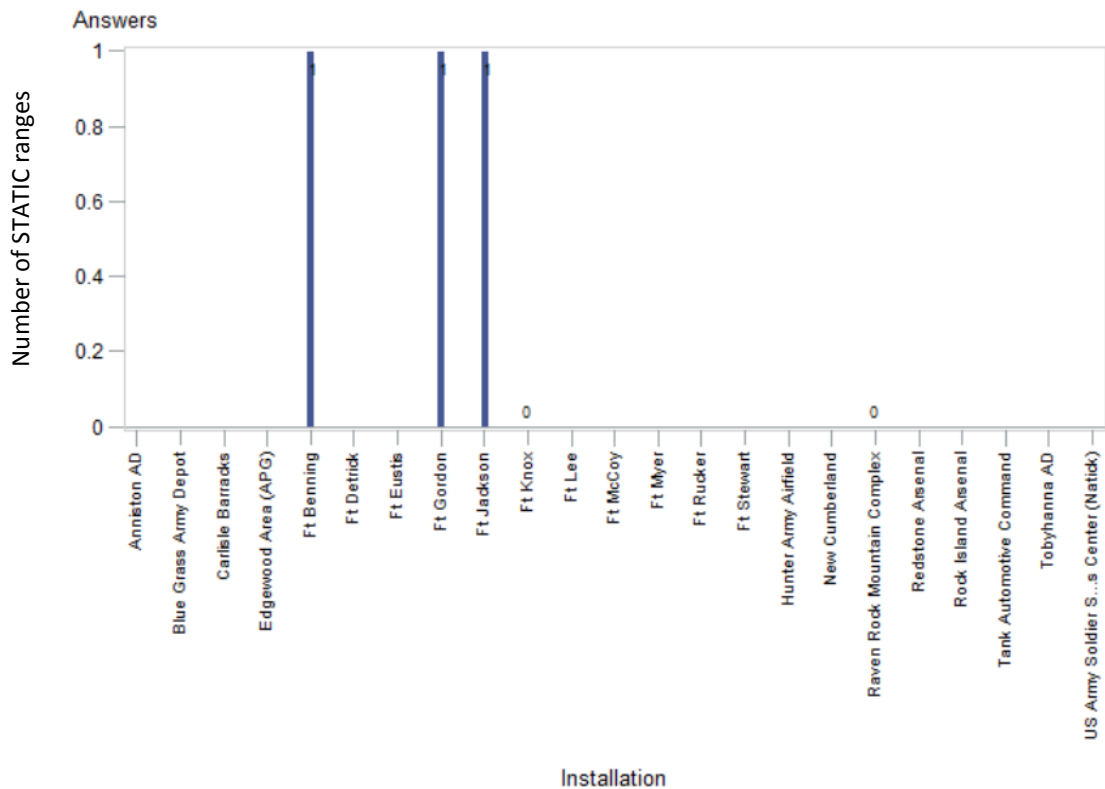
How many STATIC range inspections were conducted at your installation this quarter? If none, answer "0" and skip to #2.



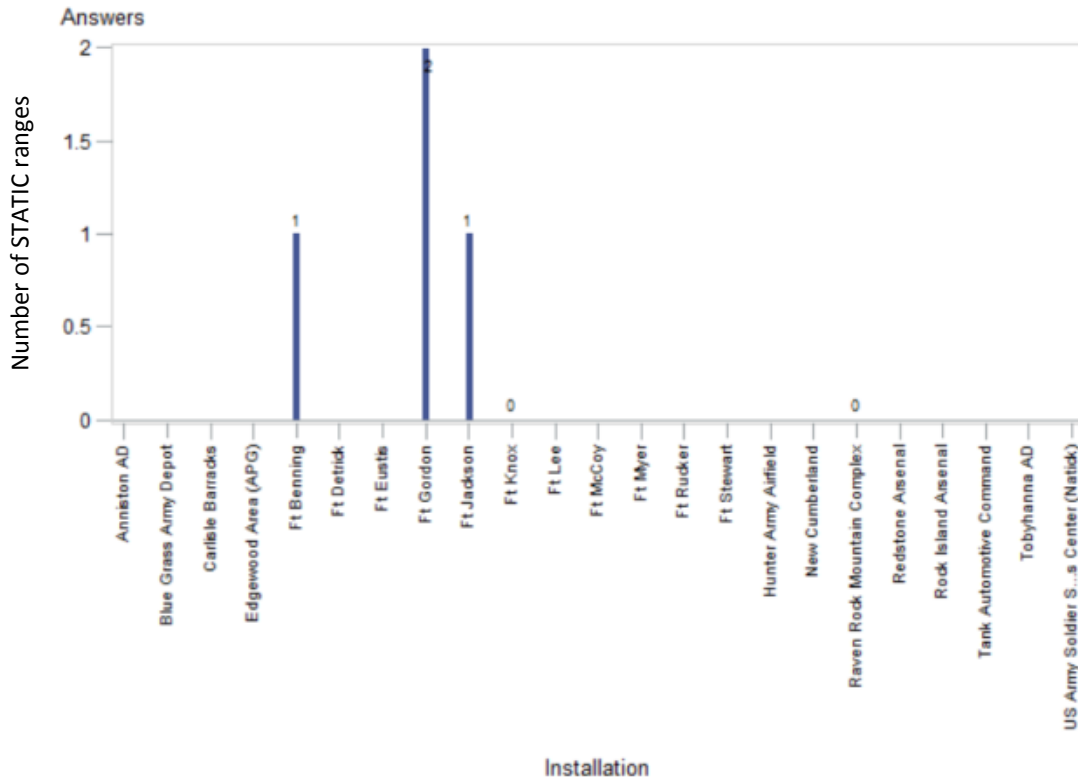
How many of the STATIC ranges inspected had warning signs posted?



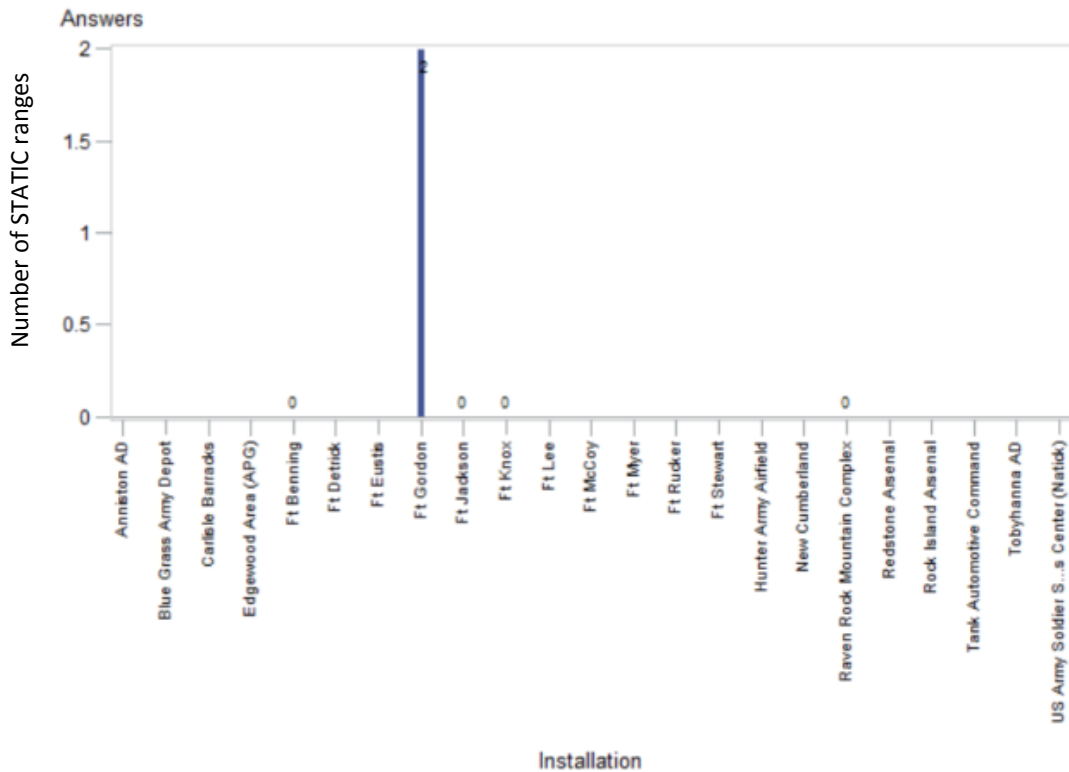
At how many STATIC ranges inspected were hearing protectors made readily available?



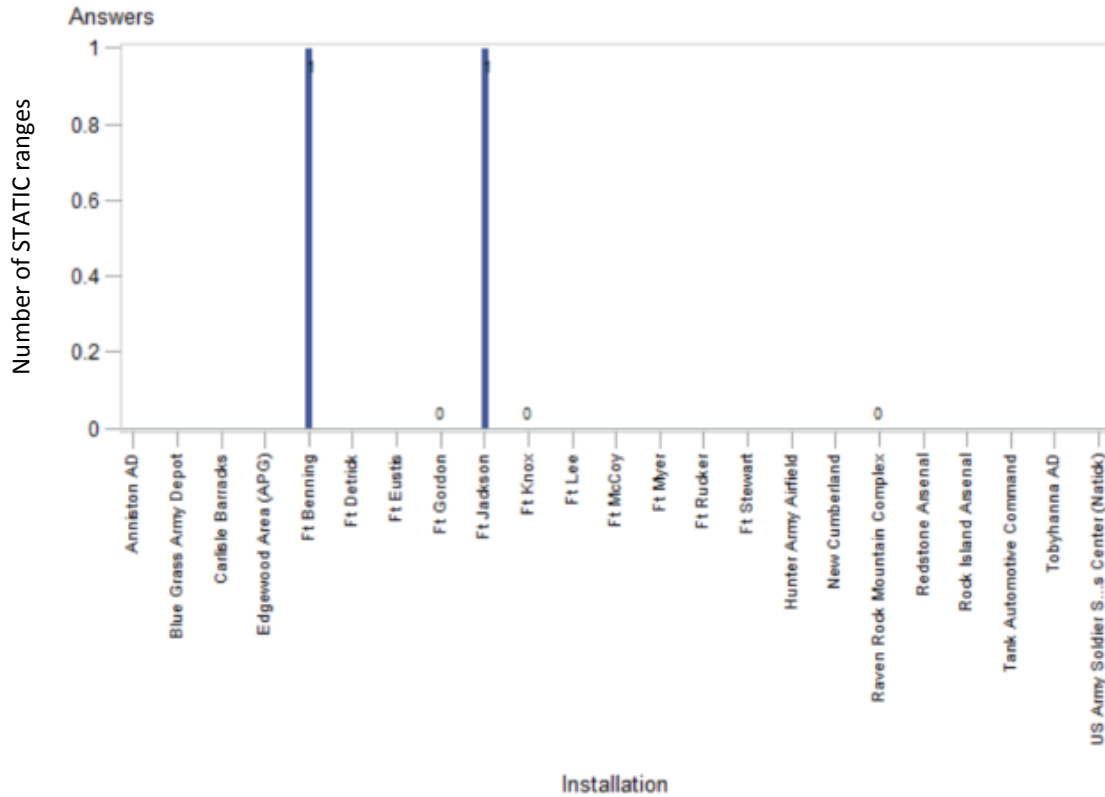
At how many STATIC ranges inspected were personnel using hearing protection?



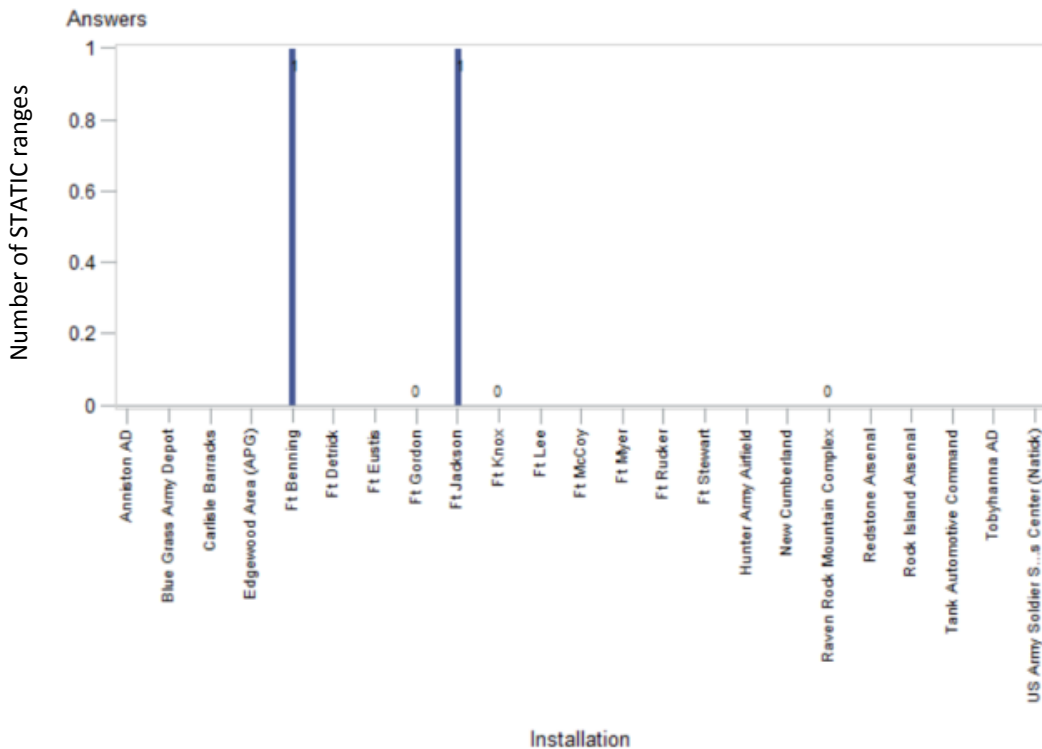
At how many STATIC ranges inspected was there a deficiency in the way personnel were using hearing protection?



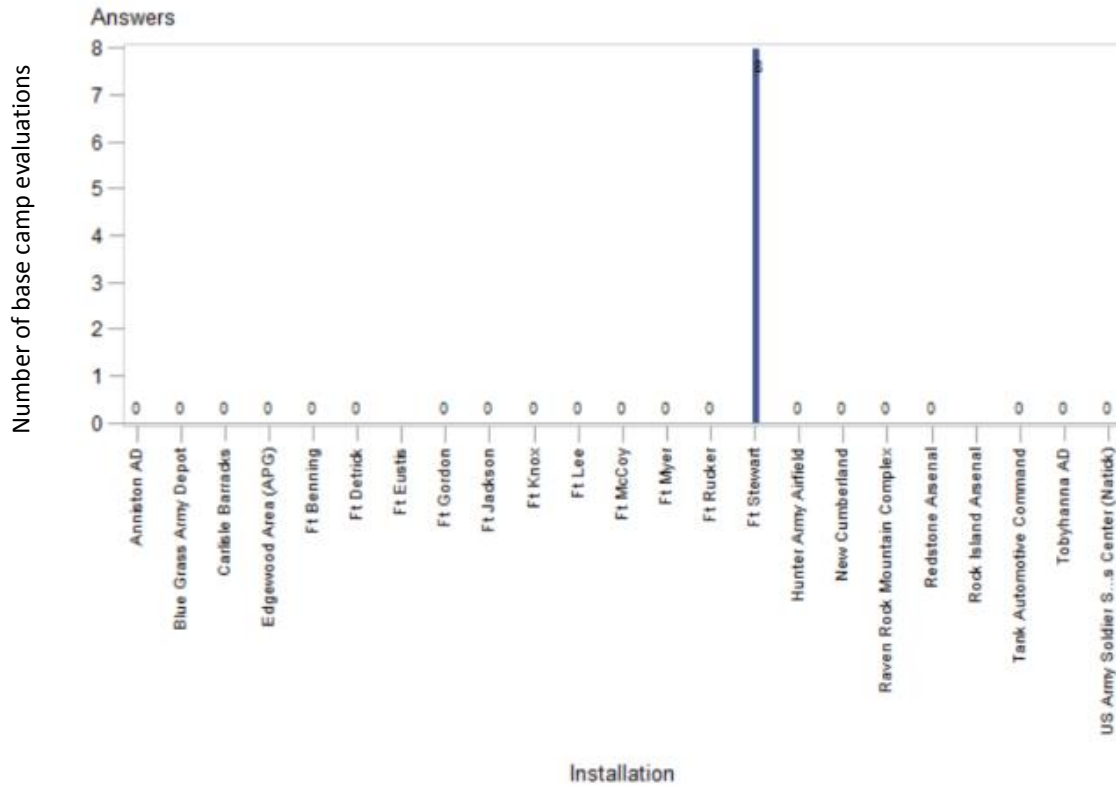
At how many STATIC ranges inspected were hearing protection fit checks of each Soldier conducted prior to entering the range?



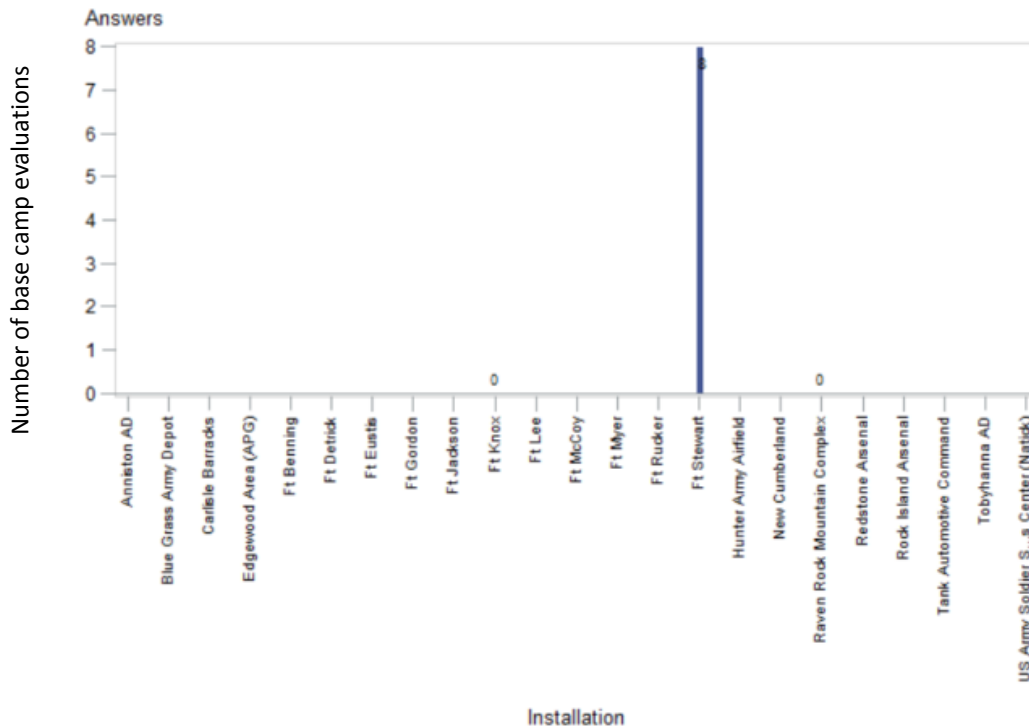
At how many STATIC ranges inspected was a hearing protection fitting demonstration part of the range safety briefing?



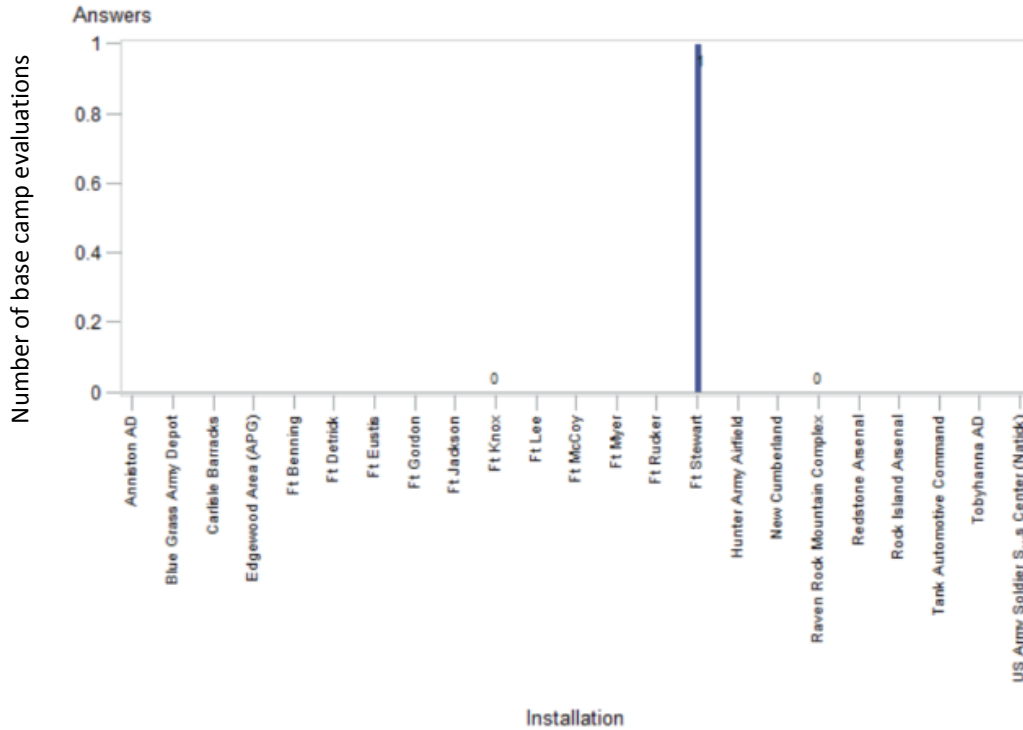
How many base camp evaluations were conducted at your installation this quarter? If none, answer "0" and skip to next section.



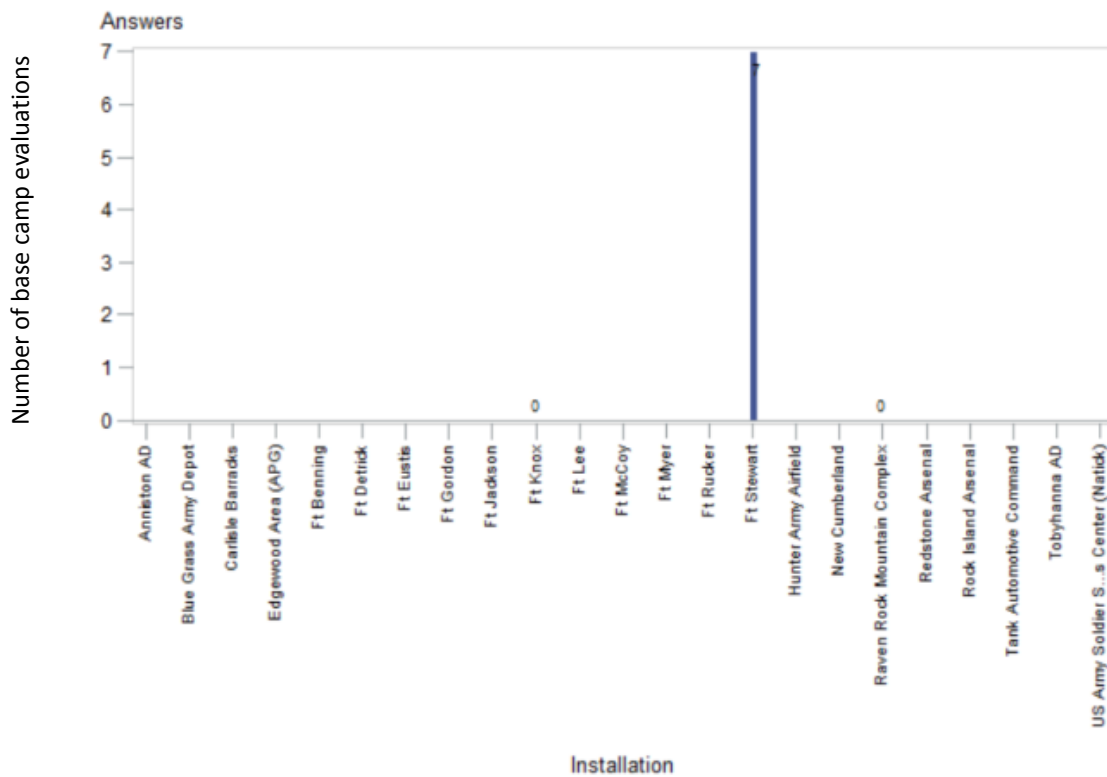
How many of the base camp evaluations were assessed for the set-up and location of hazardous noise equipment and areas (i.e., TOCs, rest areas, and sleeping areas)?



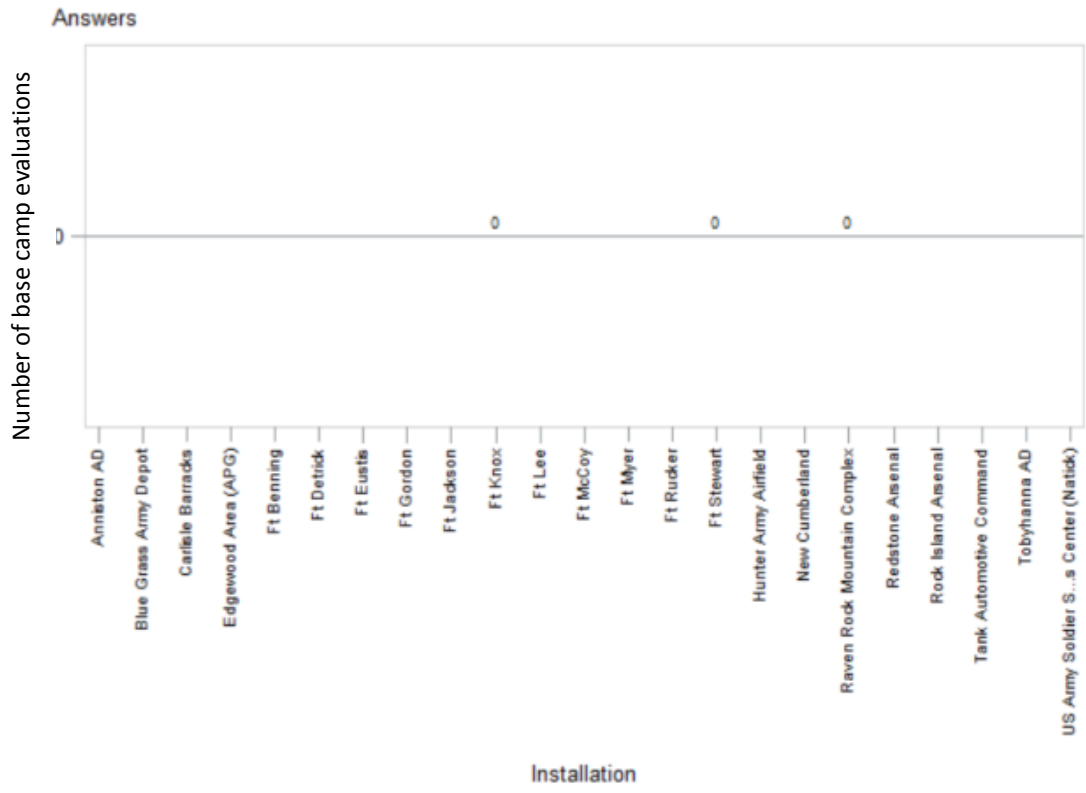
How many of the base camp evaluations resulted in recommendation strategies to minimize noise hazards and/or nuisance noise for the set-up and location of hazardous noise equipment and areas?



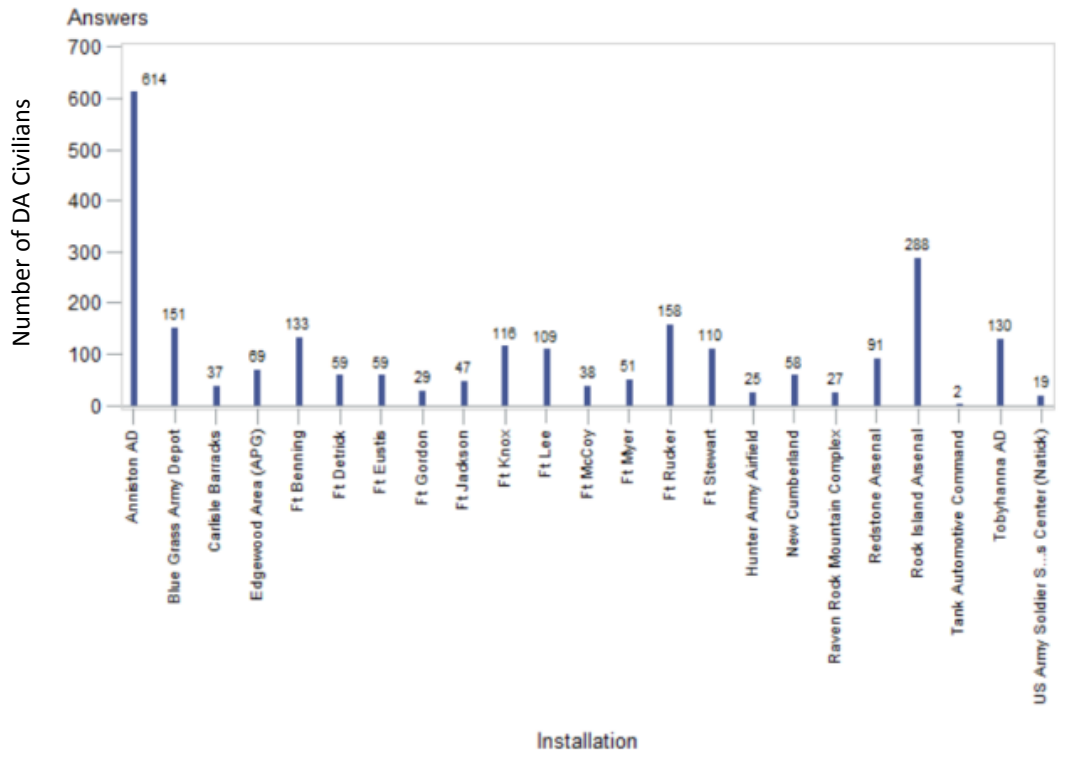
How many of the base camp evaluations revealed warning signs that were properly posted?



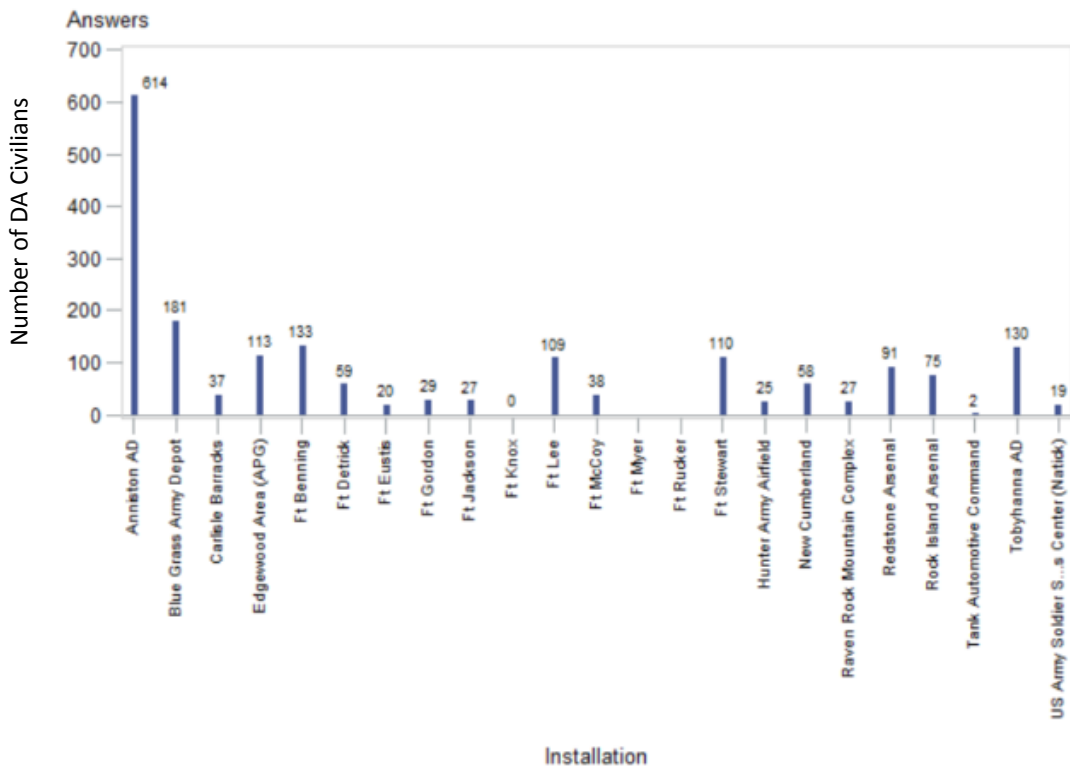
How many of the base camp evaluations recommended implementation of an engineering control?



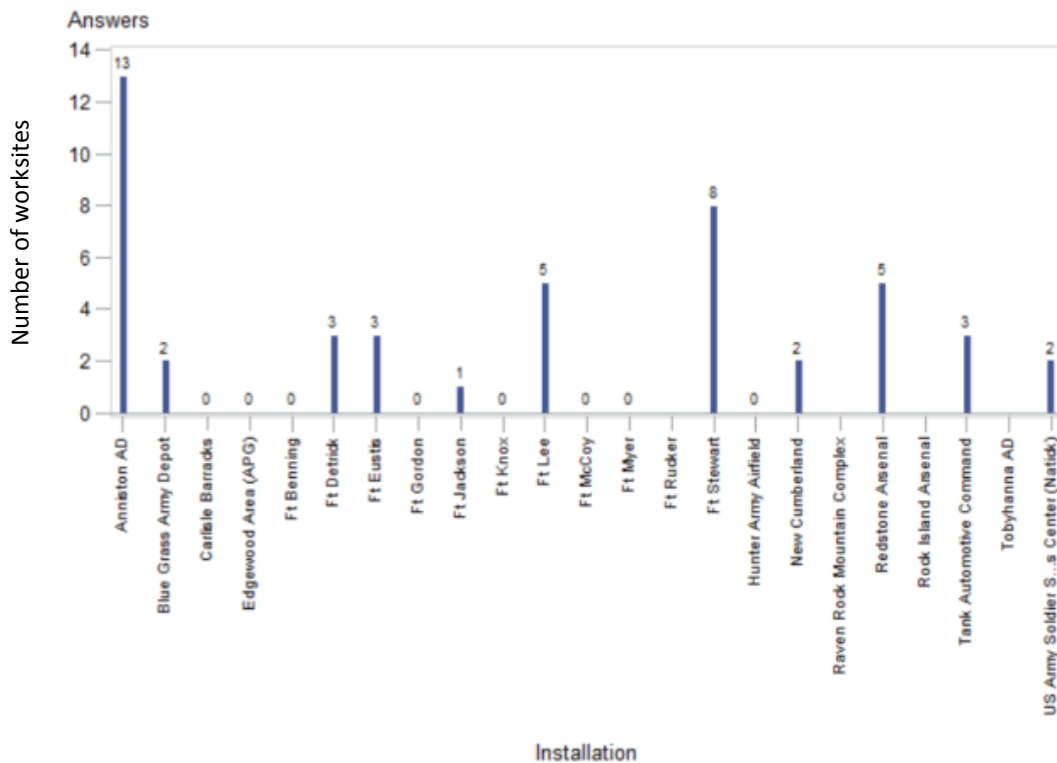
How many noise exposed DA Civilians at your installation completed the annual DOEHRs-HC monitoring audiometry this past quarter?



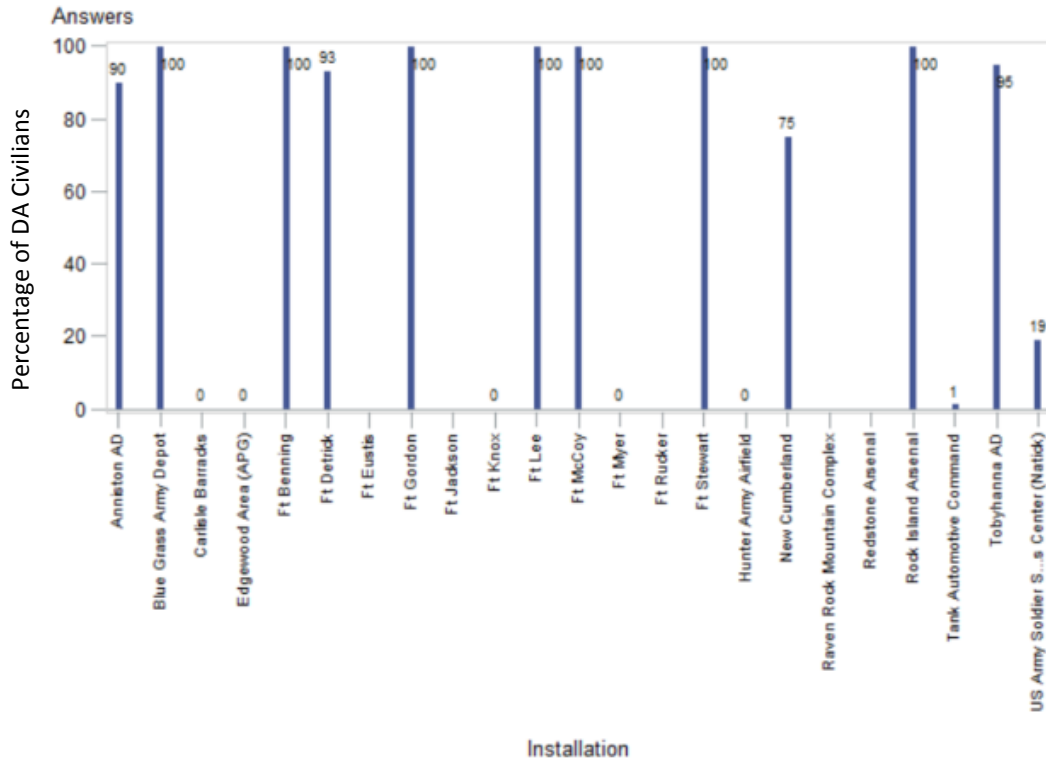
How many DA Civilians at your installation were provided annual hearing health education this quarter?



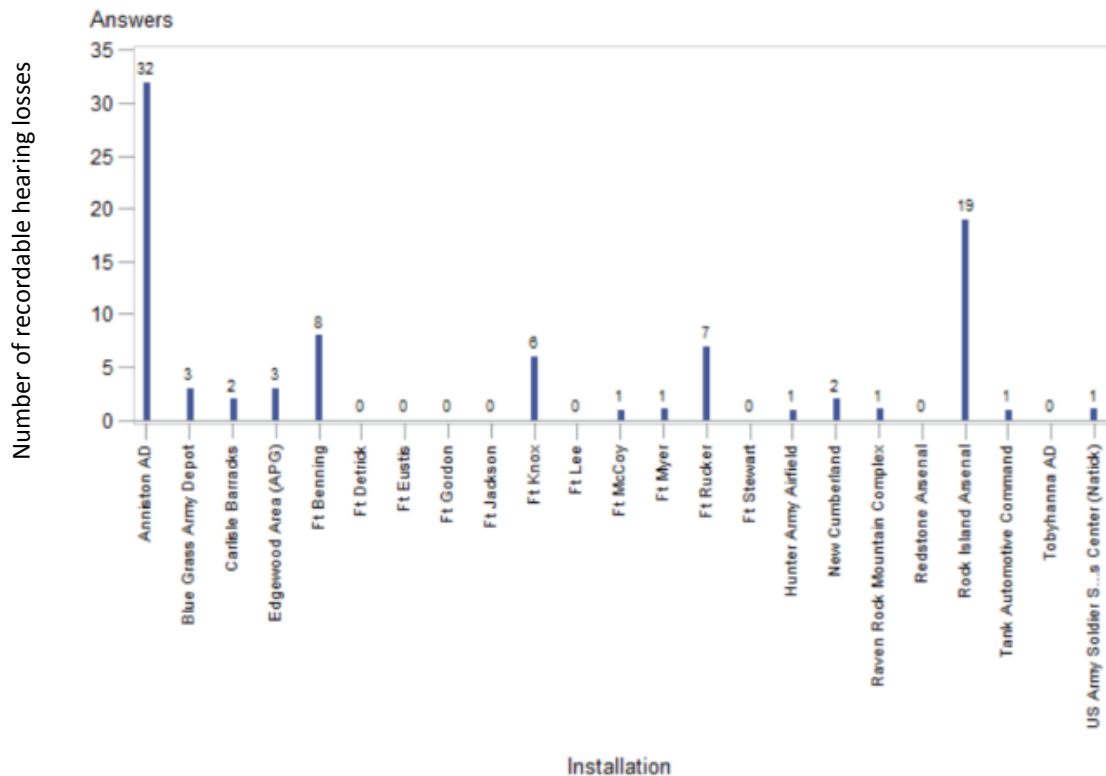
How many noise-hazardous worksites were inspected at your installation this quarter?



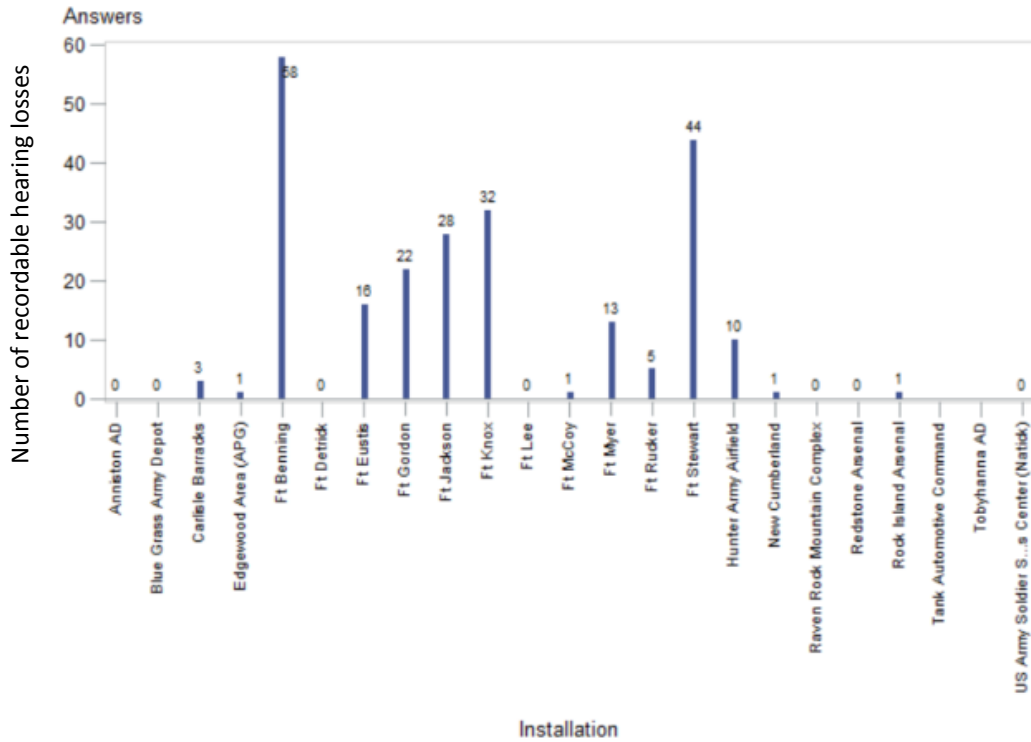
What percentage of DA Civilians inspected at your installation complied with use of hearing protection in hazardous noise operations this quarter?



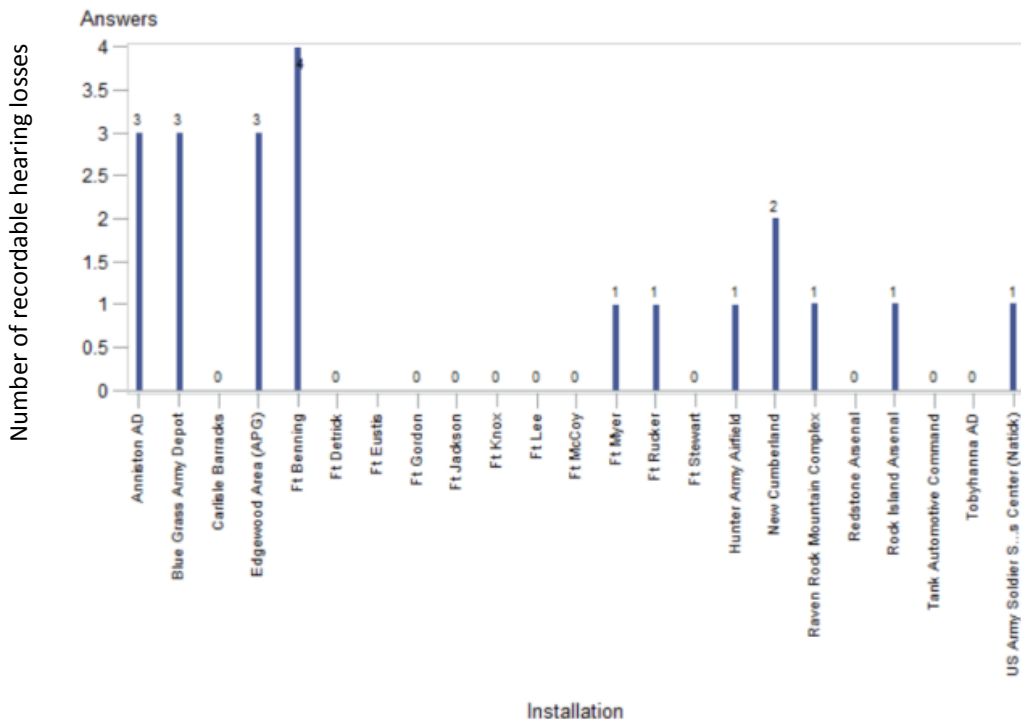
Using the "OSHA Reportable" report from DOEHS-HC DR, how many DOD/OSHA recordable hearing losses were identified at your installation this quarter: DA Civilian



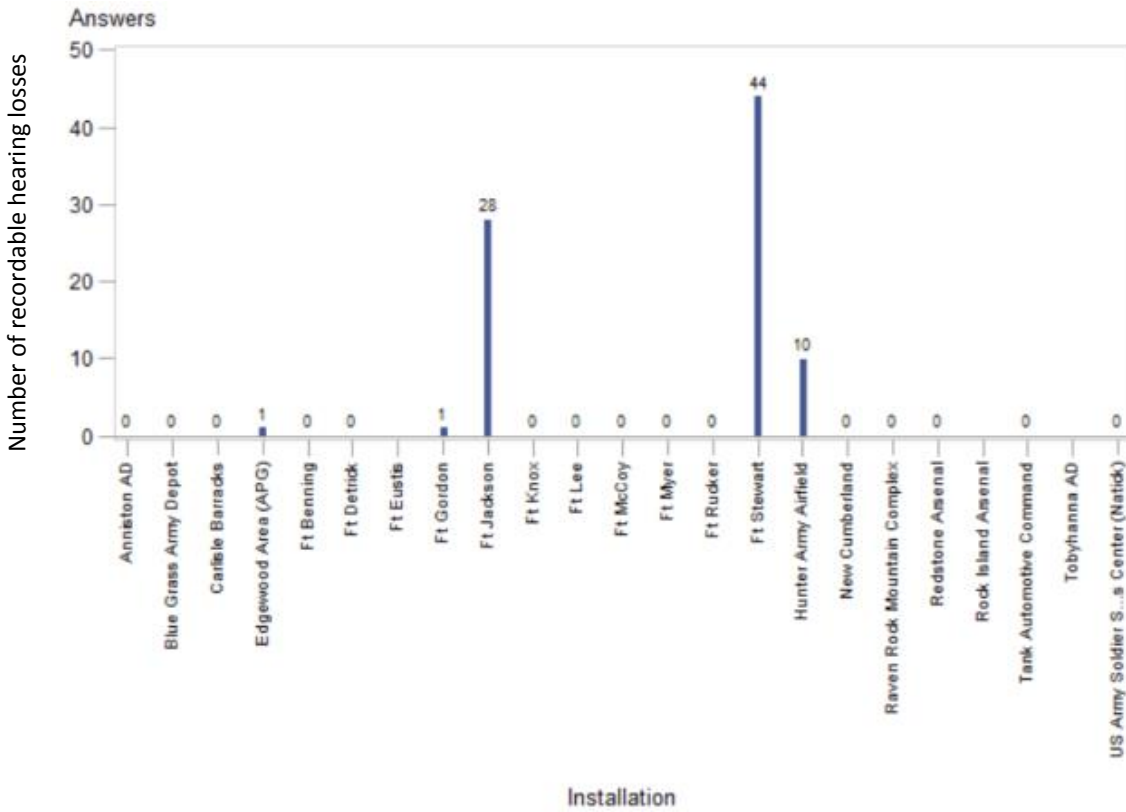
Using the "OSHA Reportable" report from DOEHRS-HC DR, how many DOD/OSHA recordable hearing losses were identified at your installation this quarter: Military



How many DoD/OSHA recordable hearing losses were recorded on the injury/illness log with Safety and/or OH this quarter: DA Civilian



How many DOD/OSHA recordable hearing losses were recorded on the injury/illness log with Safety and/or OH this quarter: Military



RHC-Europe

No installations from RHC-E responded to the survey.

RHC-Central

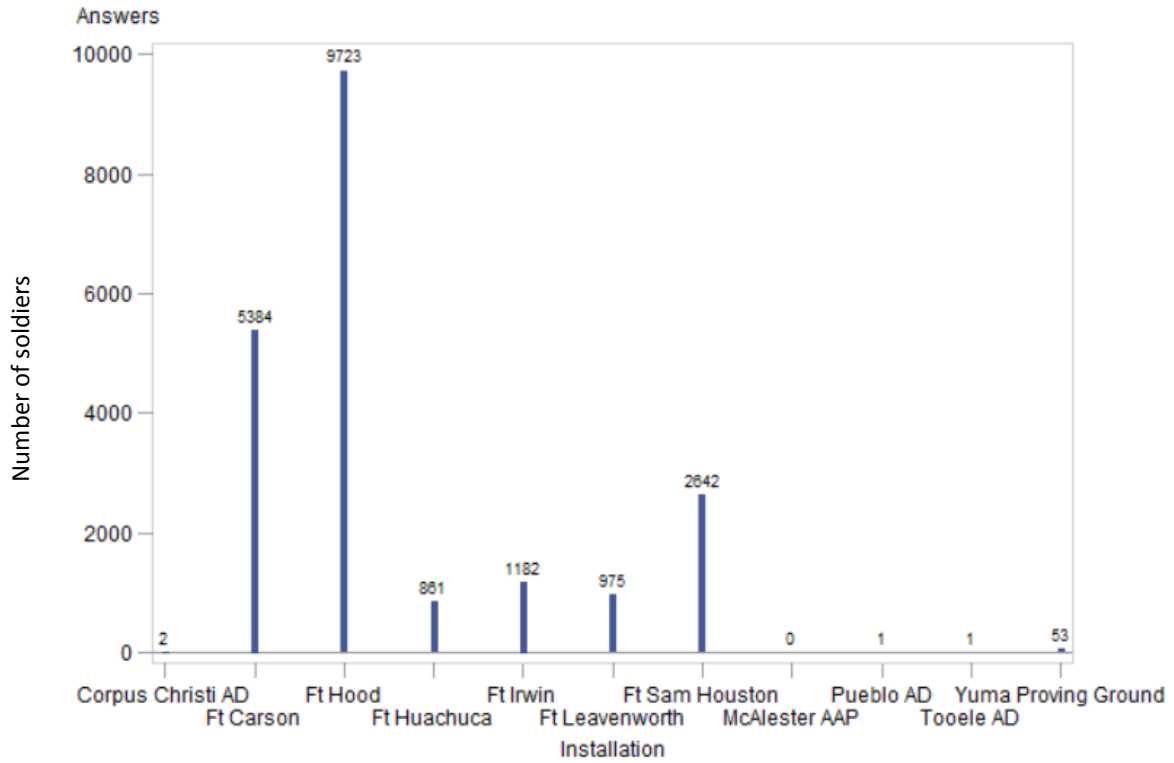
Below is a table of the average response values for each question, including only the installations that responded from RHC-C. Note that questions with an asterisk indicate a reporting error. Please refer to discussion section “Hearing Readiness” for details about the first two questions marked with an asterisk. Refer to “Hearing Conservation” for details about the third marked question.

Question	Mean
How many Soldiers at your installation completed the annual DOEHRS-HC monitoring audiometry this quarter?	1893.09
What percentage of Soldiers at your installation are deployable (HRC1 or HRC2)?	63.95*
What percentage of Soldiers at your installation is HRC4?	239.41*
How many Soldiers at your installation were provided with annual hearing health education this quarter?	1775.64
How many unit hearing program officers were trained at your installation this quarter?	6.91
Do you have a process in place for peer review of diagnostic audiograms?	36.4% yes 45.5% no 18.1% N/A
Using DOEHRS-HC reporting data, how many people reported experiencing some level of tinnitus at your installation this quarter?	460.4
How many STATIC range inspections were conducted at your installation this quarter? If none, answer “0” and skip to #2.	1.1
How many of the STATIC ranges inspected had warning signs posted?	5.5
At how many STATIC ranges inspected were hearing protectors made readily available?	5
At how many STATIC ranges inspected were personnel using hearing protection?	5.5
At how many STATIC ranges inspected was there a deficiency in the way personnel were using hearing protection?	3.5
At how many STATIC ranges inspected were hearing protection fit checks of each Soldier conducted prior to entering the range?	0
At how many STATIC ranges inspected was a hearing protection fitting demonstration part of the range safety briefing?	0.5
Were reports issued following ALL the STATIC range inspections?	9.1% yes 0.0% no 90.9% N/A
How many MANEUVER range inspections were conducted at your installation this quarter? If none, answer “0” and skip to #3.	0.1
How many of the MANEUVER ranges inspected had warning signs posted?	0
At how many MANEUVER ranges inspected were hearing protectors made readily available?	1
At how many MANEUVER ranges inspected were personnel using hearing protection during both live fire and blank fire exercises, including travel to and from ranges in	1

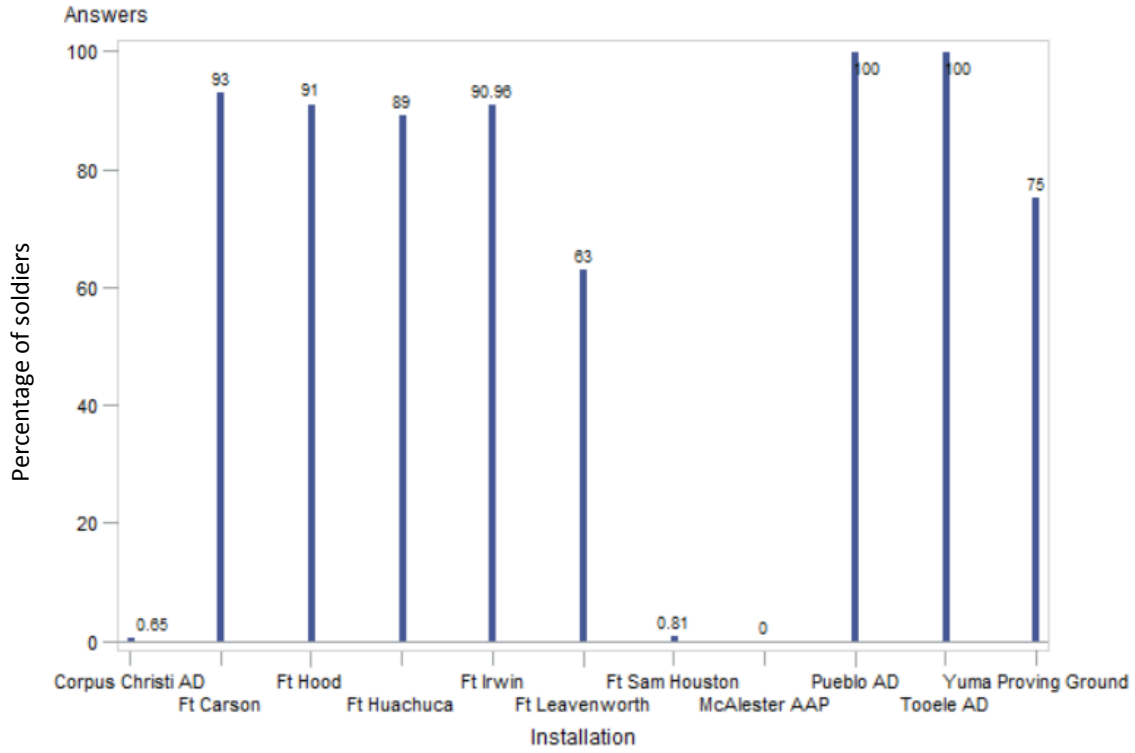
Question	Mean
hazardous-noise vehicles?	
At how many MANEUVER ranges inspected was there a deficiency in the way personnel were using hearing protection?	0
At how many MANEUVER ranges inspected were hearing protection-fit checks of each Soldier conducted prior to entering the range?	1
At how many MANEUVER ranges inspected was a hearing protection fitting demonstration part of the range safety briefing?	0
At how many of the MANEUVER ranges inspected were TCAPS being used?	0
At how many of the MANEUVER ranges inspected were hearing protection and communication capabilities part of the planning documents (i.e., OPORD) and the after action report?	1
Were reports issued following ALL the MANEUVER range inspections?	9.1% yes 0.0% no 90.9% N/A
How many base camp evaluations were conducted at your installation this quarter? If none, answer "0" and skip to next section.	0
How many of the base camp evaluations were assessed for the set-up and location of hazardous noise equipment and areas (i.e. TOCs, rest areas, and sleeping areas)?	
How many of the base camp evaluations resulted in recommendation strategies to minimize noise hazards and/or nuisance noise for the set-up and location of hazardous noise equipment and areas?	
How many of the base camp evaluations revealed warning signs that were properly posted?	
How many of the base camp evaluations recommended implementation of an engineering control?	
Were reports issued following ALL the base camp assessments?	0.0% yes 0.0% no 100.0% N/A
How many noise exposed DA Civilians at your installation completed the annual DOEHRS-HC monitoring audiometry this past quarter/	173.1
How many DA Civilians at your installation were provided DA annual hearing health education this quarter?	120.6*
How many noise-hazardous worksites were inspected at your installation this quarter?	4
What percentage of DA Civilians inspected at your installation complied with use of hearing protection in hazardous noise operations this quarter?	87.33
Using the "OSHA Reportable" report from DOEHRS-HC DR, how many DOD/OSHA recordable hearing losses were identified at your installation this quarter: DA Civilian	5.25
Using the "OSHA Reportable" report from DOEHRS-HC DR, how many DOD/OSHA recordable hearing losses were identified at your installation this quarter: Military	16.33
How many DoD/OSHA recordable hearing losses were recorded on the injury/illness log with Safety and/or OH this quarter: DA Civilian	2.13
How many DoD/OSHA recordable hearing losses were recorded on the injury/illness log with Safety and/or OH this quarter: Military	0.67

The next section will show Bar Plot comparisons between the RHC-C installations for each question that had responses.

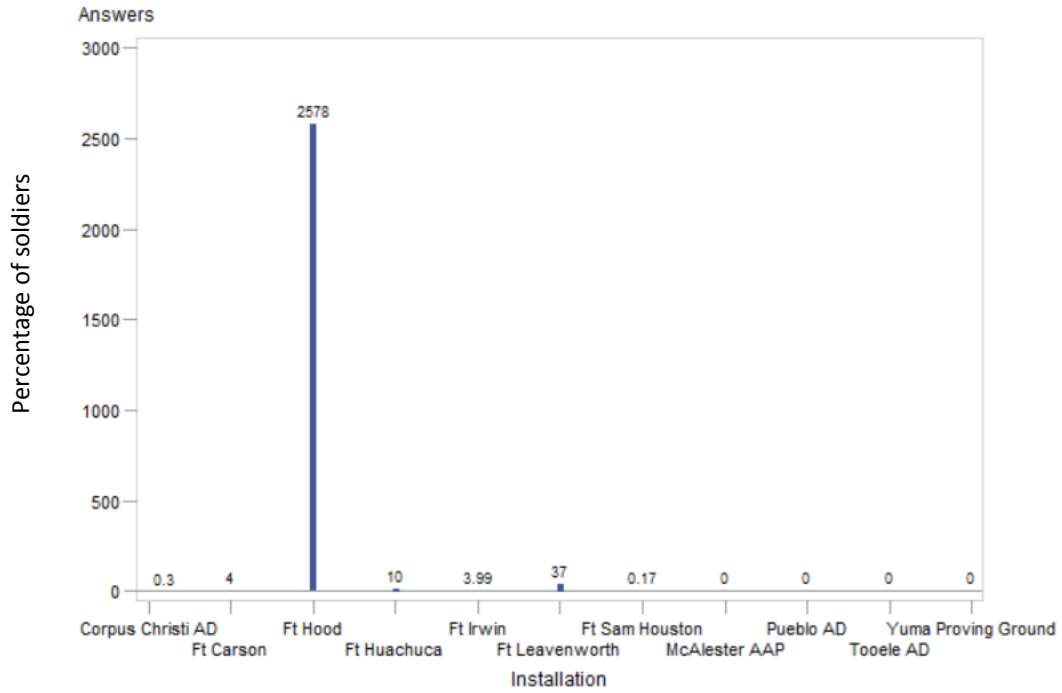
How many Soldiers at your installation completed the annual DOEHS-HC monitoring audiometry this quarter?



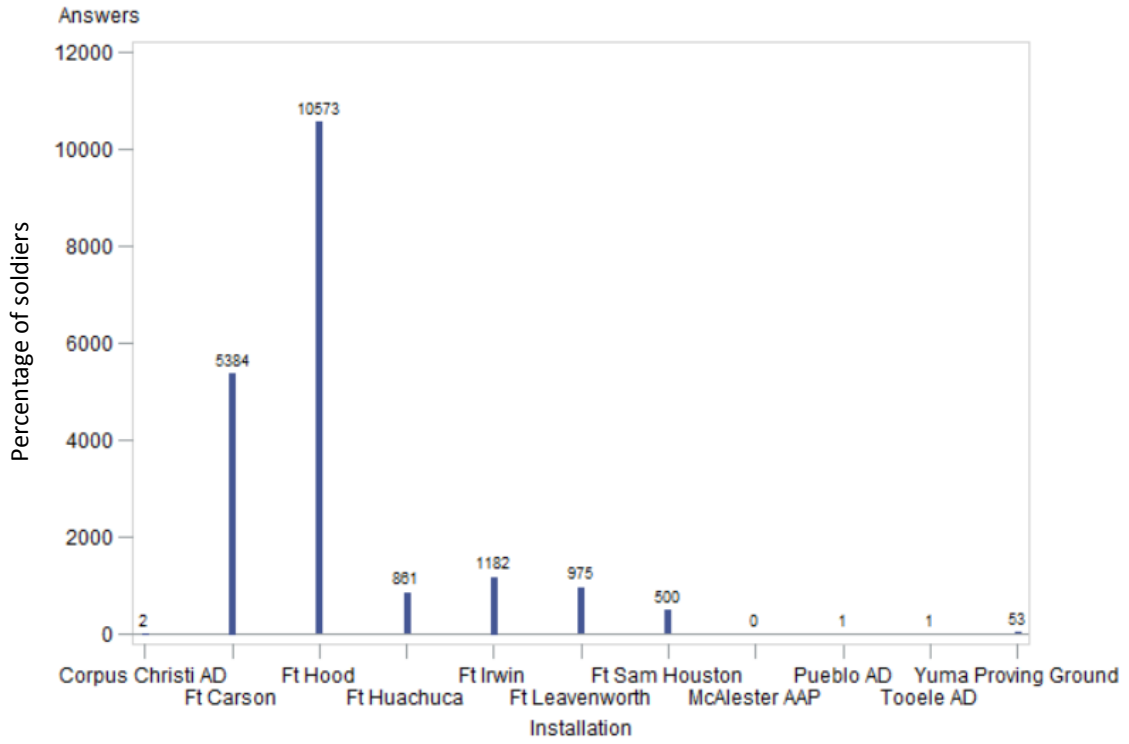
What percentage of Soldiers at your installation are deployable (HRC1 or HRC2)?



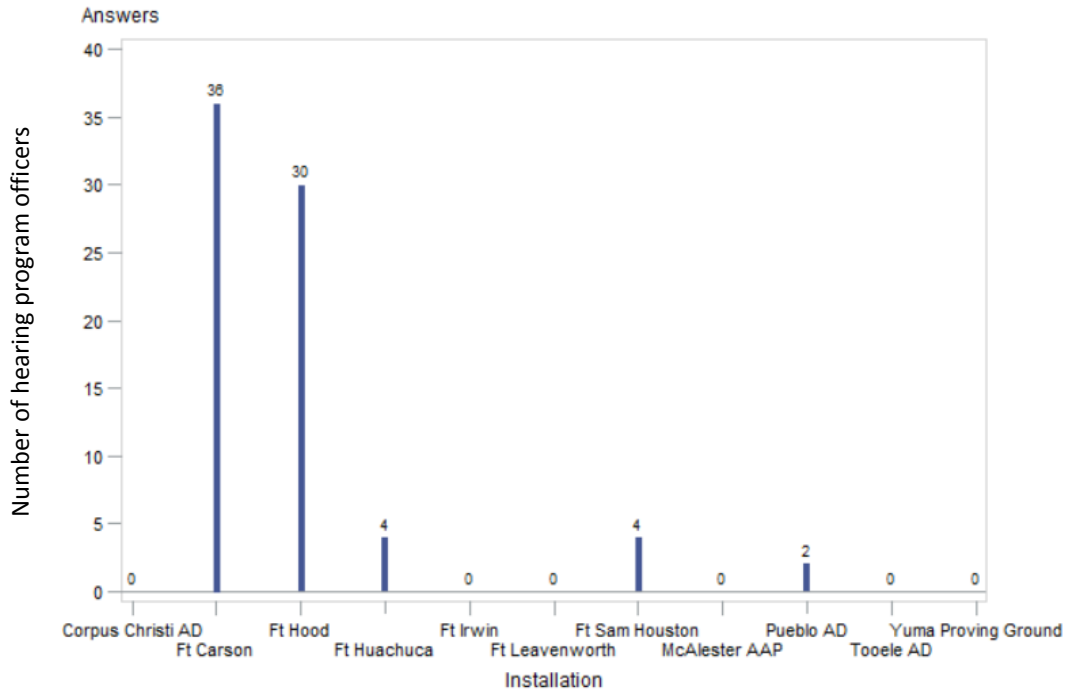
What percentage of Soldiers at your installation is HRC4?



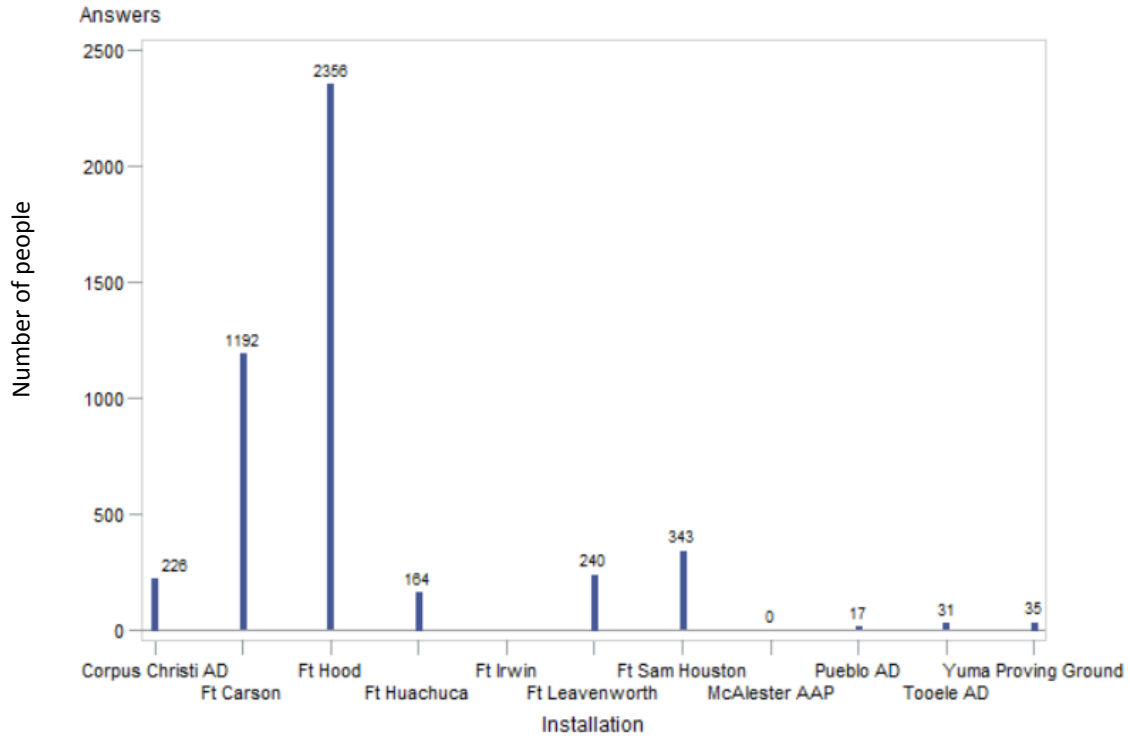
How many Soldiers at your installation were provided with annual hearing health education this quarter?



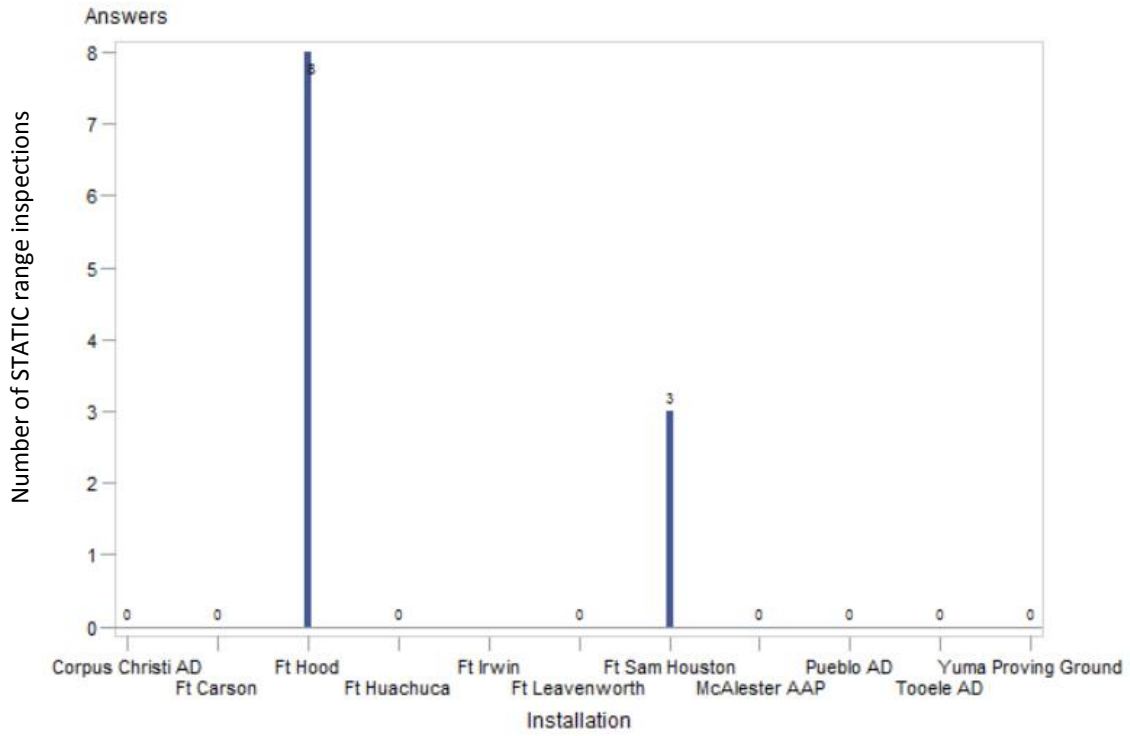
How many unit hearing program officers were trained at your installation this quarter?



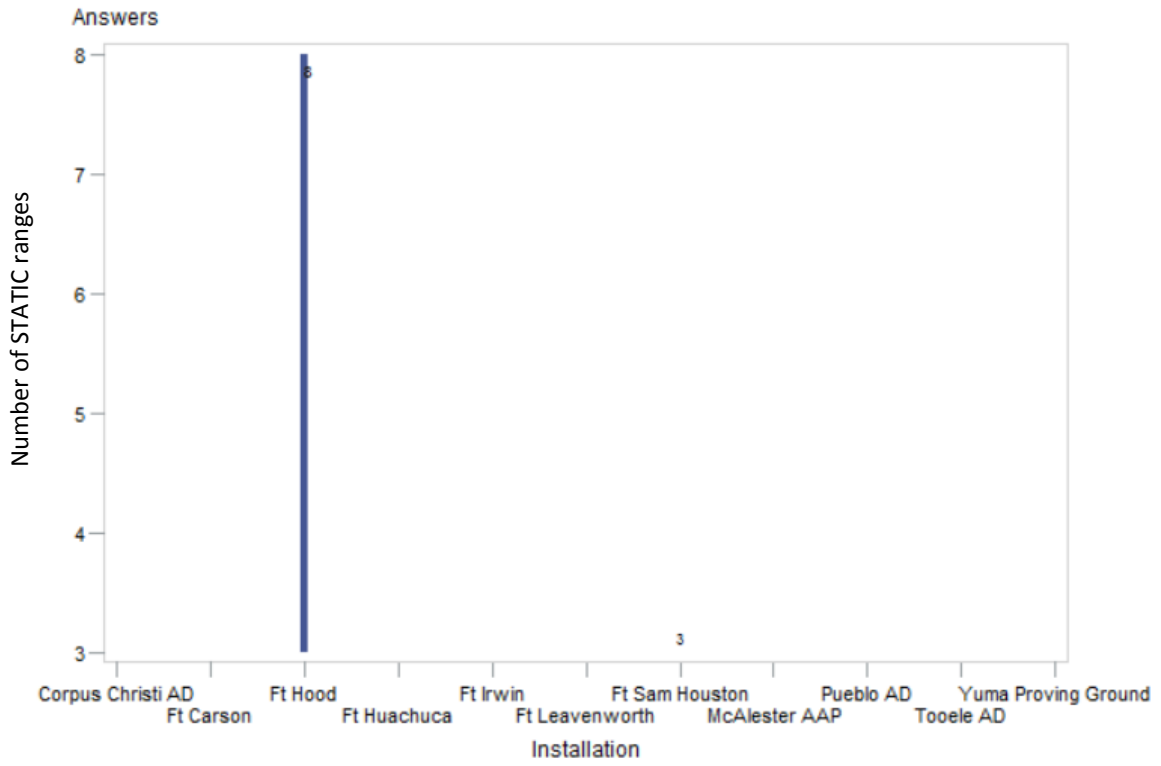
Using DOEHRS-HC reporting data, how many people reported experiencing some level of tinnitus at your installation this quarter?



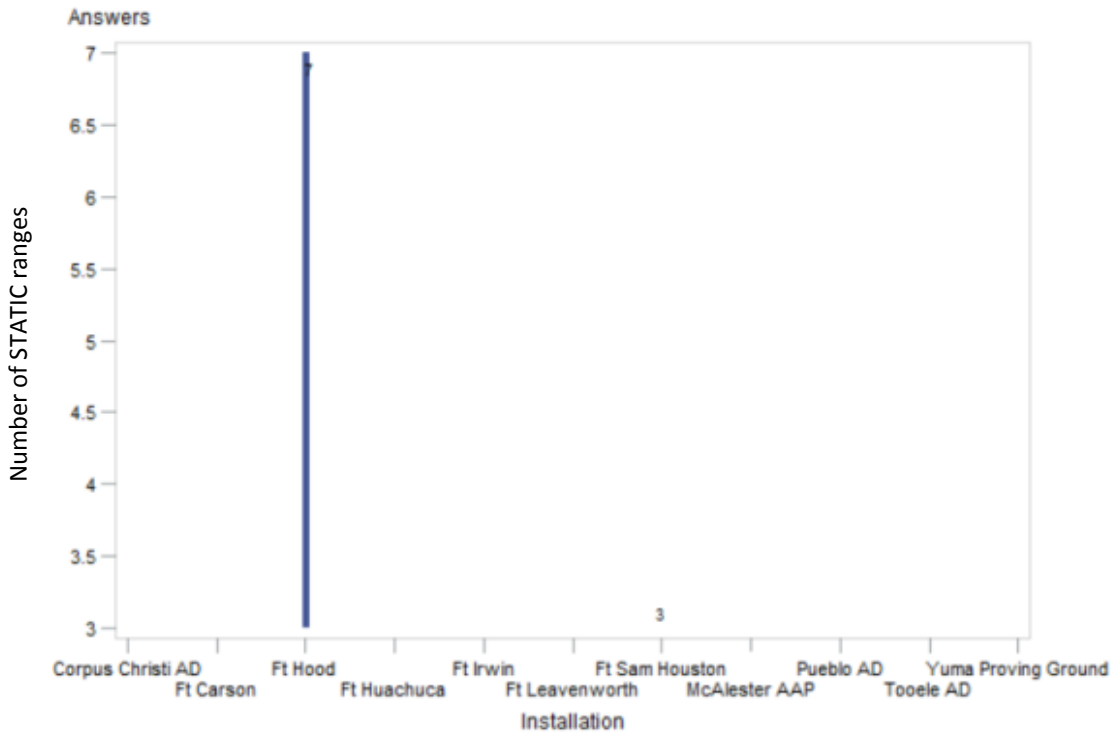
How many STATIC range inspections were conducted at your installation this quarter? If none, answer "0" and skip to #2.



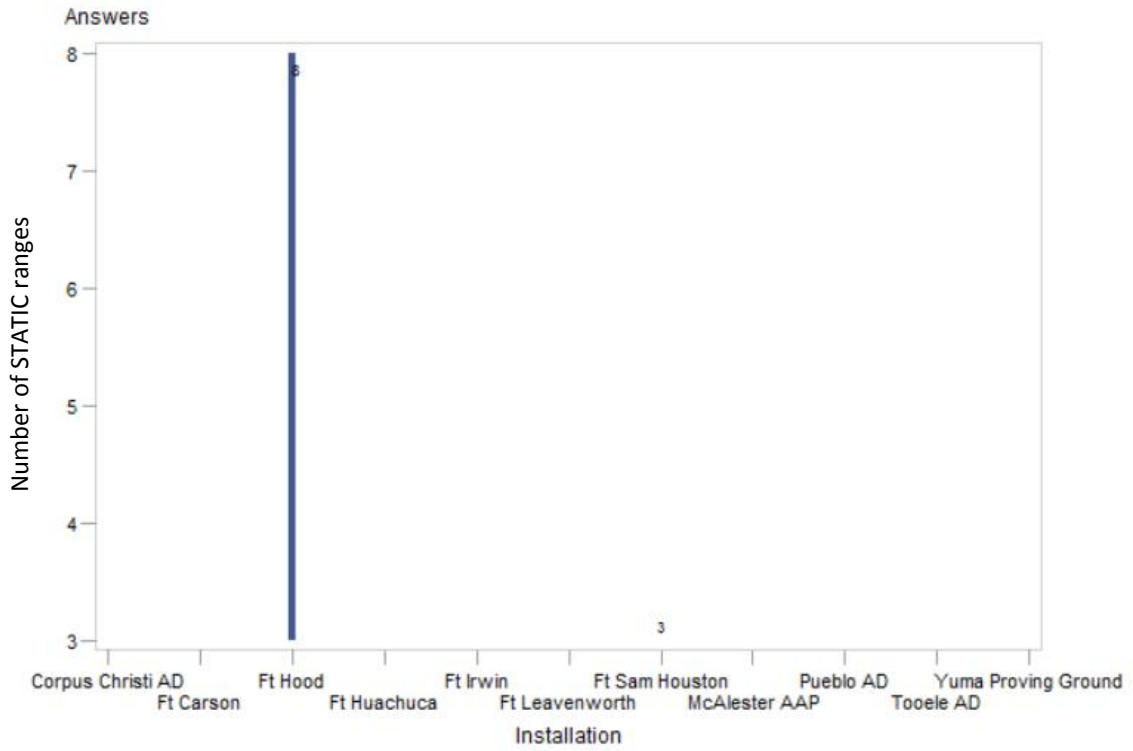
How many of the STATIC ranges inspected had warning signs posted?



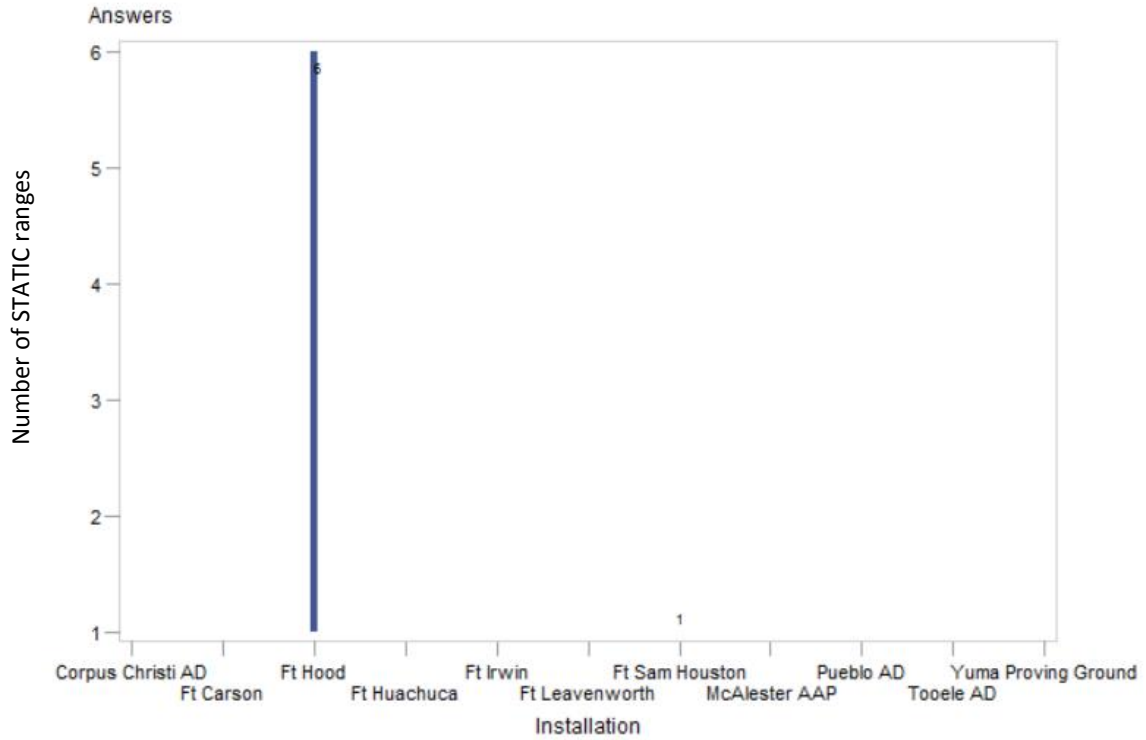
At how many STATIC ranges inspected were hearing protectors made readily available?



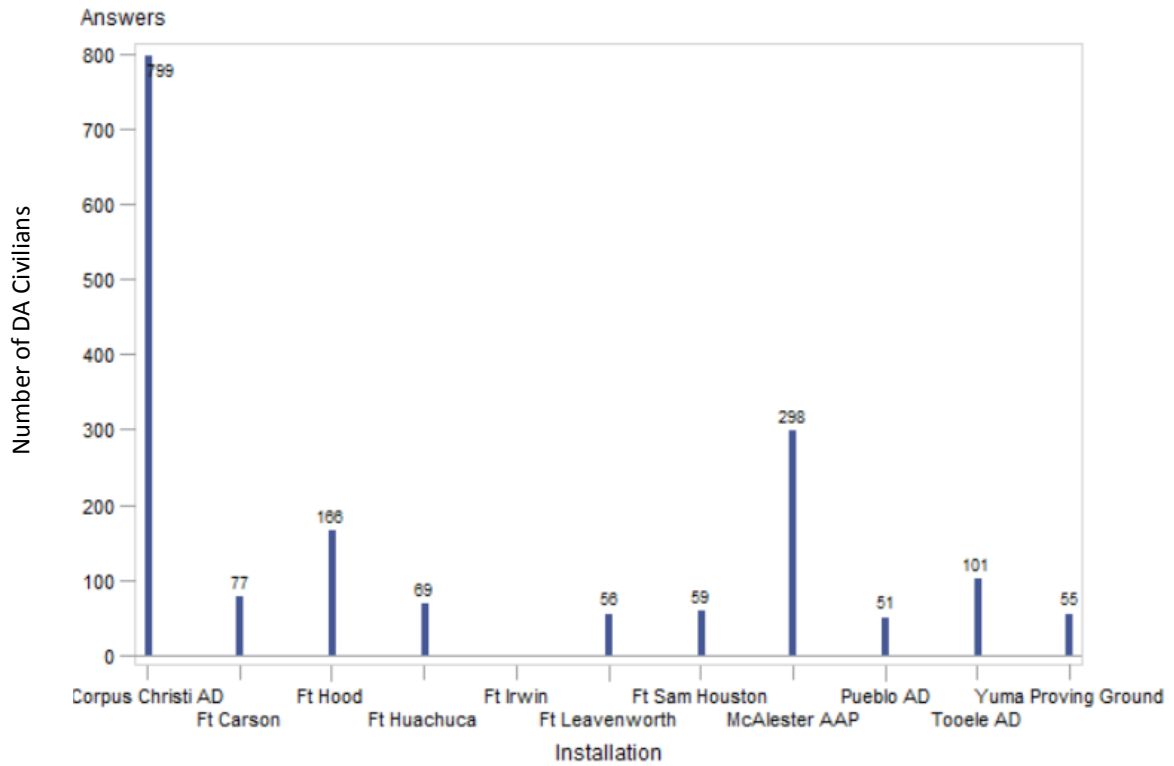
At how many STATIC ranges inspected were personnel using hearing protection?



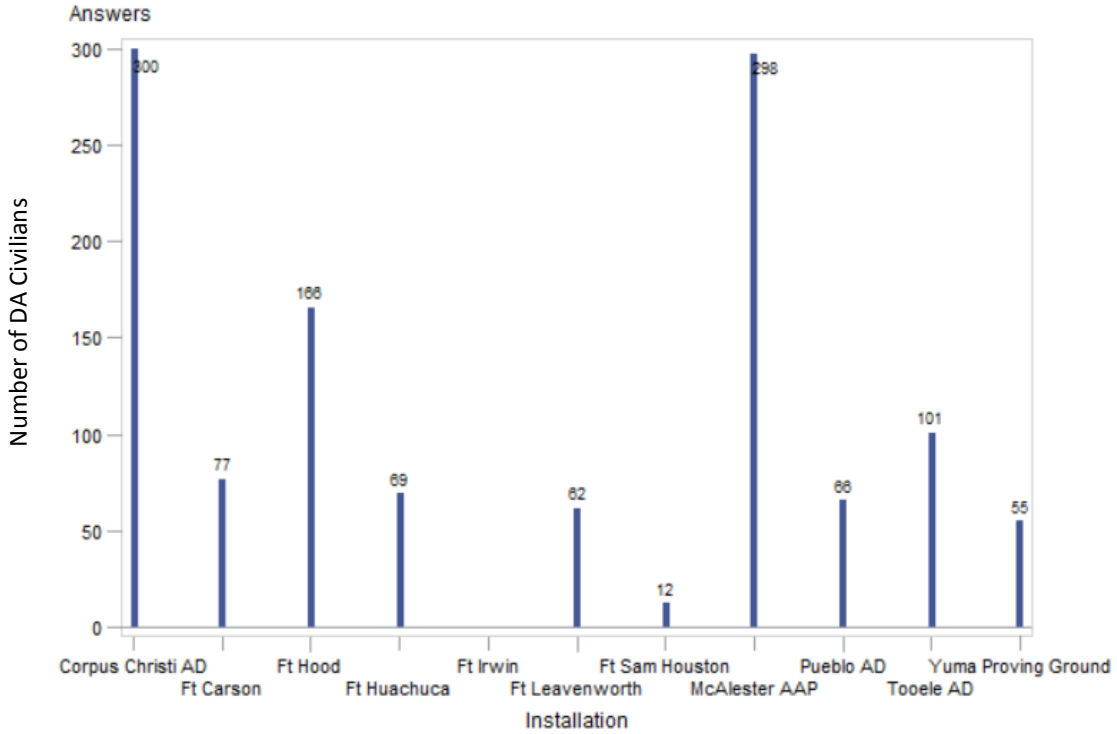
At how many STATIC ranges inspected was there a deficiency in the way personnel were using hearing protection?



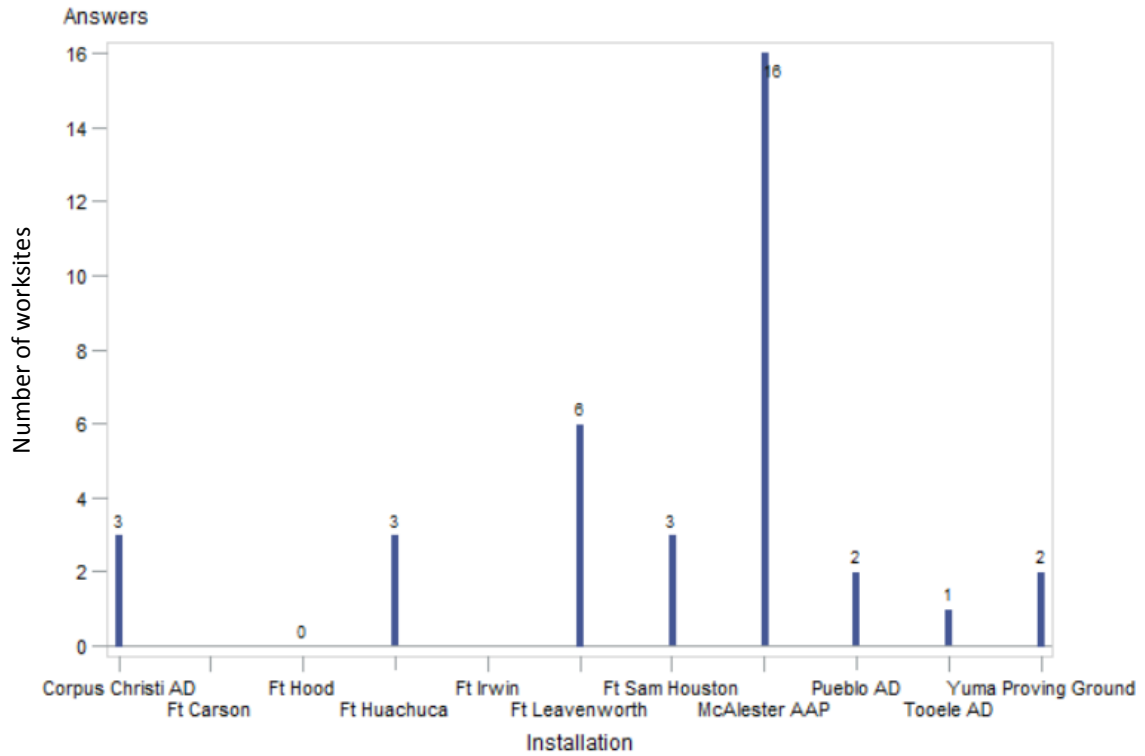
How many noise exposed DA Civilians at your installation completed the annual DOEHRs-HC monitoring audiometry this past quarter?



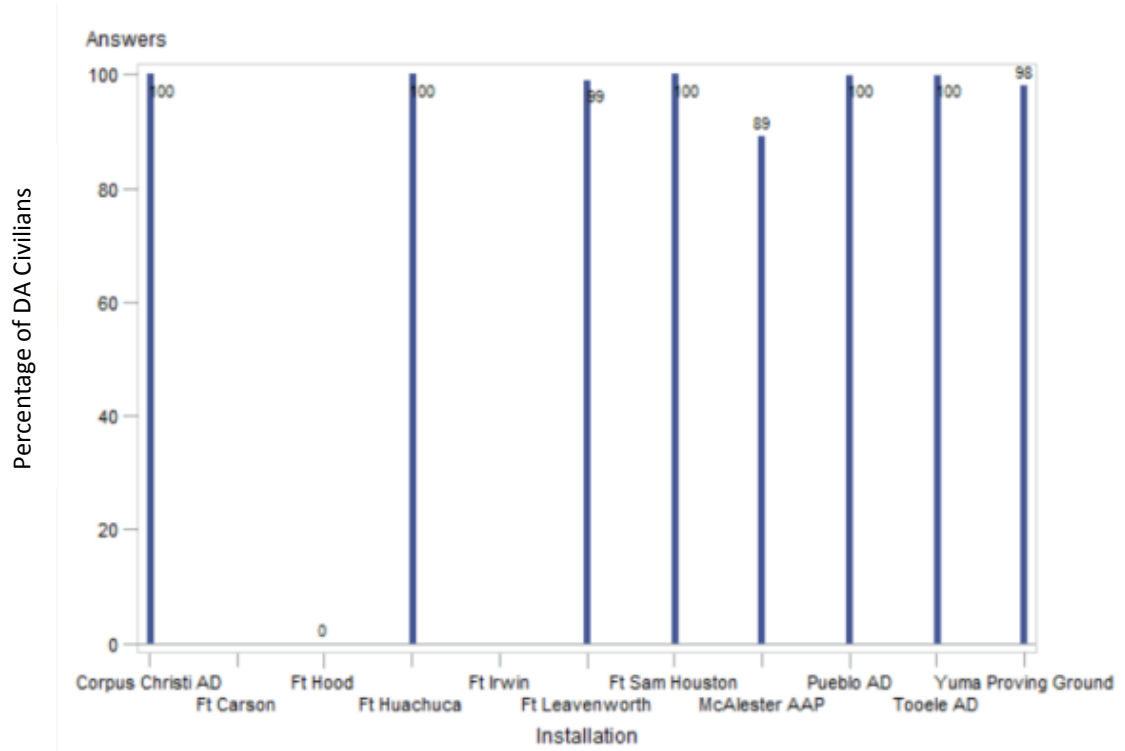
How many DA Civilians at your installation were provided annual hearing health education this quarter?



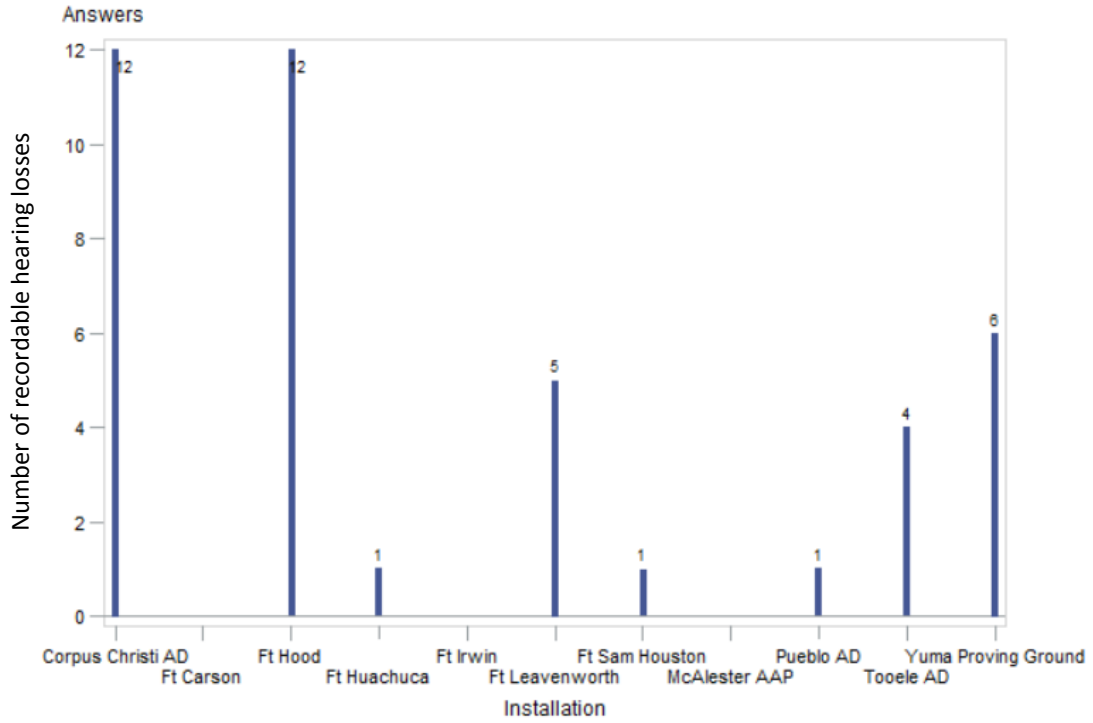
How many noise-hazardous worksites were inspected at your installation this quarter?



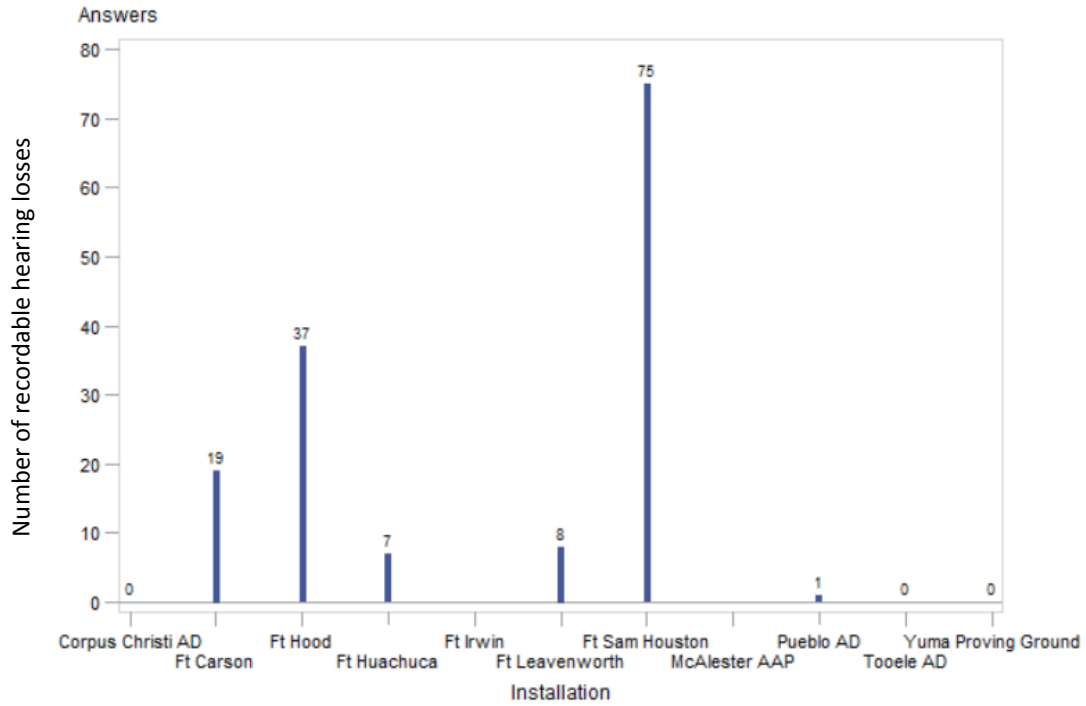
What percentage of DA Civilians inspected at your installation complied with use of hearing protection in hazardous noise operations this quarter?



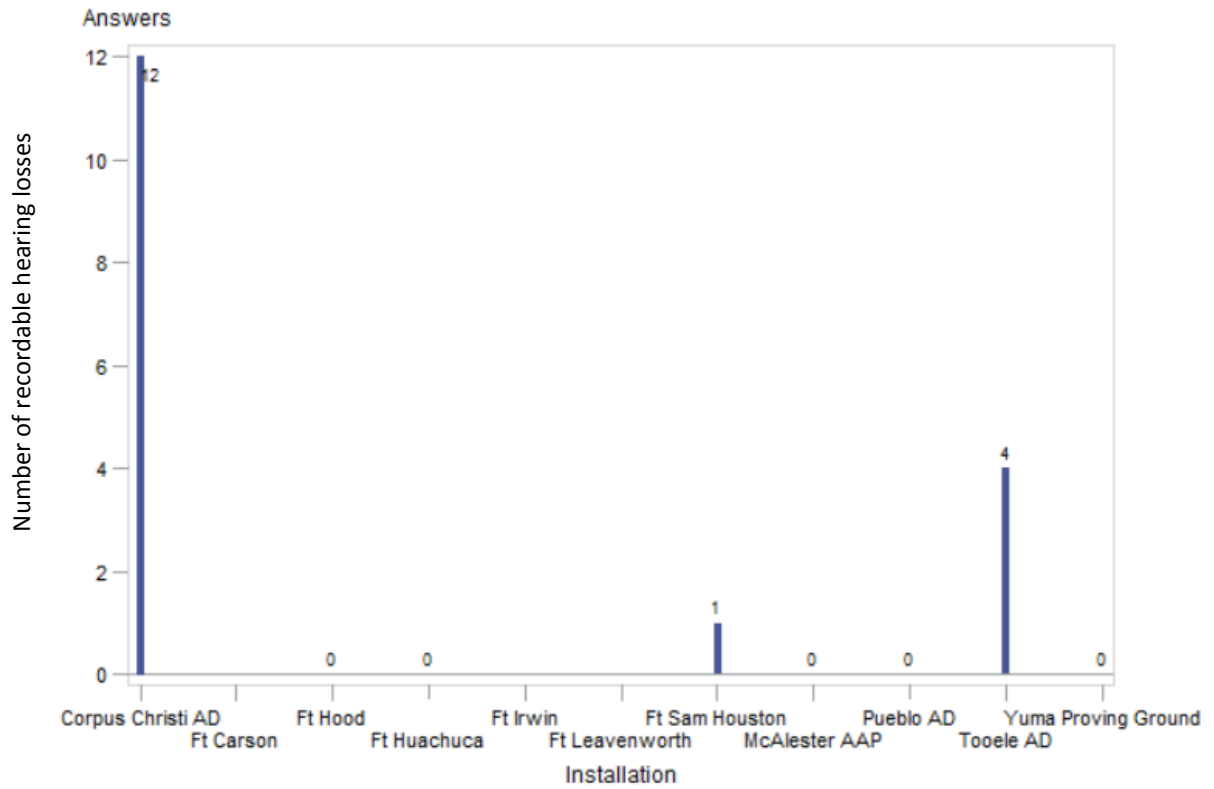
Using the "OSHA Reportable" report from DOEHRS-HC DR, how many DOD/OSHA recordable hearing losses were identified at your installation this quarter: DA Civilian



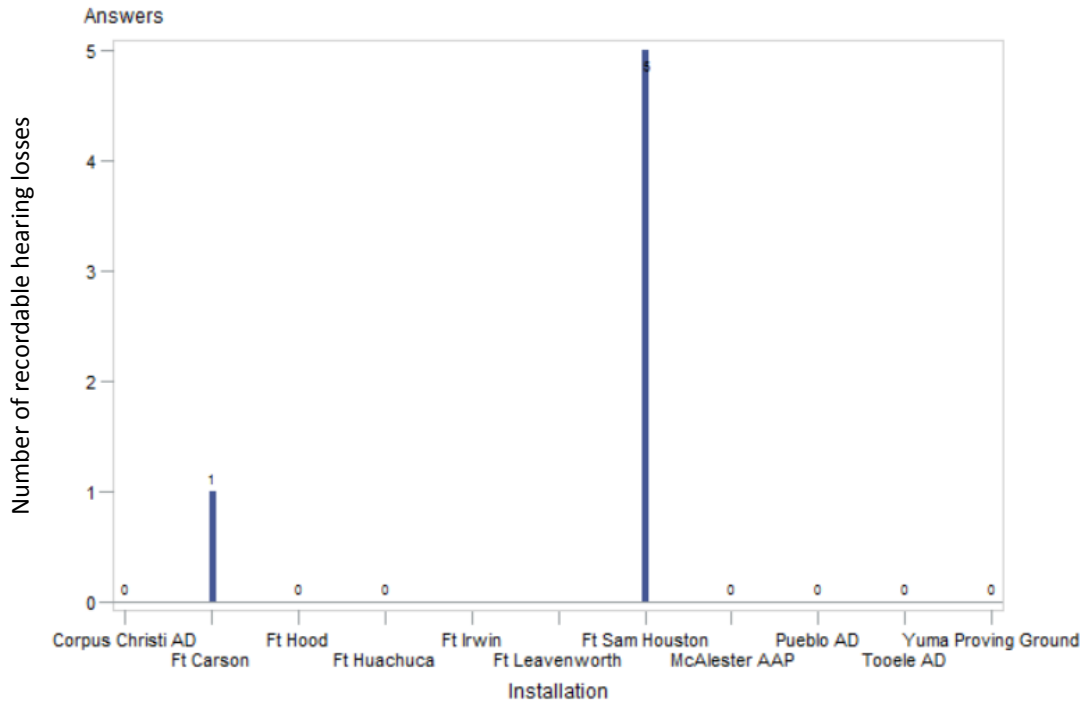
Using the "OSHA Reportable" report from DOEHRS-HC DR, how many DOD/OSHA recordable hearing losses were identified at your installation this quarter: Military



How many DOD/OSHA recordable hearing losses were recorded on the injury/illness log with Safety and/or OH this quarter: DA Civilian



How many DOD/OSHA recordable hearing losses were recorded on the injury/illness log with Safety and/or OH this quarter: Military



RHC-Pacific

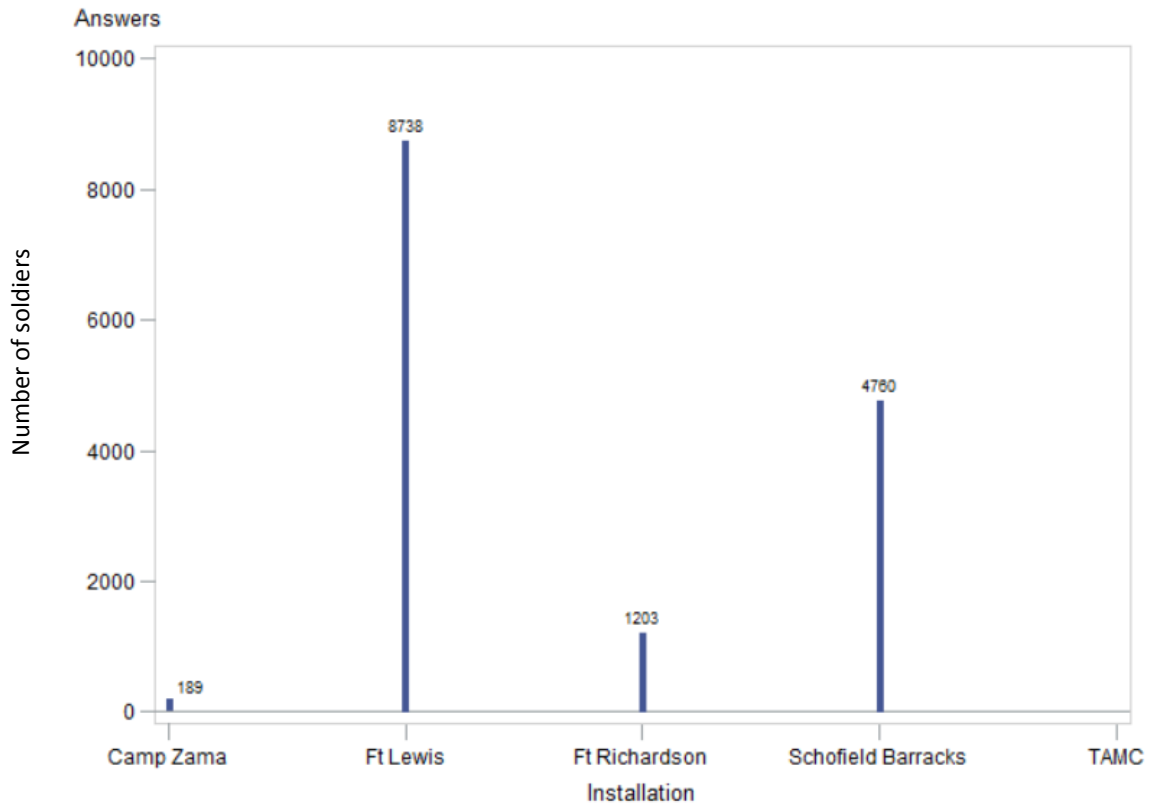
Below is a table of the average response values for each question, including only the installations that responded from RHC-P.

Question	Mean
How many Soldiers at your installation completed the annual DOEHRS-HC monitoring audiometry this quarter?	3722.5
What percentage of Soldiers at your installation is deployable (HRC 1 or HRC 2)?	92.4
What percentage of Soldiers at your installation is HRC 4?	6.6
How many Soldiers at your installation were provided with annual hearing health education this quarter?	2467.5
How many unit hearing program officers were trained at your installation this quarter?	0
Do you have a process in place for peer review of diagnostic audiograms?	80.0% yes 20.0% no 0.0% N/A
Using DOEHRS-HC reporting data, how many people reported experiencing some level of tinnitus at your installation this quarter?	34
How many STATIC range inspections were conducted at your installation this quarter? If none, answer "0" and skip to #2.	1.6
How many of the STATIC ranges inspected had warning signs posted?	.
At how many STATIC ranges inspected were hearing protectors made readily available?	8
At how many STATIC ranges inspected were personnel using hearing protection?	8
At how many STATIC ranges inspected was there a deficiency in the way personnel were using hearing protection?	0
At how many STATIC ranges inspected were hearing protection fit checks of each Soldier conducted prior to entering the range?	8
At how many STATIC ranges inspected was a hearing protection fitting demonstration part of the range safety briefing?	0
Were reports issued following ALL the STATIC range inspections?	20.0% yes 0.0% no 80.0% N/A
How many MANEUVER range inspections were conducted at your installation this quarter? If none, answer "0" and skip to #3.	0
How many of the MANEUVER ranges inspected had warning signs posted?	.
At how many MANEUVER ranges inspected were hearing protectors made readily available?	.
At how many MANEUVER ranges inspected were personnel using hearing protection during both live fire and blank fire exercises, including travel to and from ranges in hazardous-noise vehicles?	.
At how many MANEUVER ranges inspected was there a deficiency in the way personnel were using hearing protection?	.
At how many MANEUVER ranges inspected were hearing protection fit checks of each Soldier conducted prior to entering the range?	.
At how many MANEUVER ranges inspected was a hearing protection fitting demonstration part of the range safety briefing?	.
At how many of the MANEUVER ranges inspected were TCAPS being used?	1

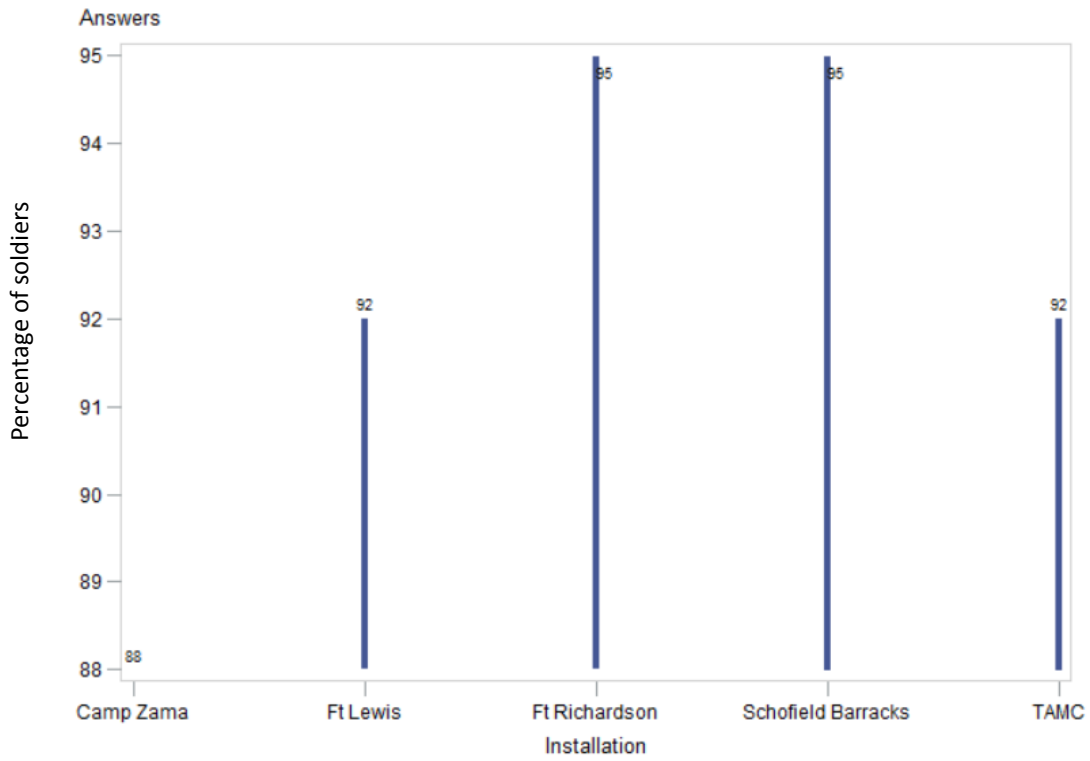
Question	Mean
At how many of the MANEUVER ranges inspected were hearing protection and communication capabilities part of the planning documents (i.e., OPORD) and the after action report?	.
Were reports issued following ALL the MANEUVER range inspections?	0.0% yes 0.0% no 100.0% N/A
How many base camp evaluations were conducted at your installation this quarter? If none, answer "0" and skip to next section.	0
How many of the base camp evaluations were assessed for the set-up and location of hazardous noise equipment and areas (i.e., TOCs, rest areas, and sleeping areas)?	.
How many of the base camp evaluations resulted in recommendation strategies to minimize noise hazards and/or nuisance noise for the set-up and location of hazardous noise equipment and areas?	.
How many of the base camp evaluations revealed warning signs that were properly posted?	.
How many of the base camp evaluations recommended implementation of an engineering control?	.
Were reports issued following ALL the base camp assessments?	0.0% yes 0.0% no 100.0% N/A
How many noise exposed DA Civilians at your installation completed the annual DOEHRS-HC monitoring audiometry this past quarter?	91
How many DA Civilians at your installation were provided annual hearing health education this quarter?	91
How many noise-hazardous worksites were inspected at your installation this quarter?	4
What percentage of DA Civilians inspected at your installation complied with use of hearing protection in hazardous noise operations this quarter?	66.67
Using the "OSHA Reportable" report from DOEHRS-HC DR, how many DOD/OSHA recordable hearing losses were identified at your installation this quarter: DA Civilian	3
Using the "OSHA Reportable" report from DOEHRS-HC DR, how many DOD/OSHA recordable hearing losses were identified at your installation this quarter: Military	30
How many DOD/OSHA recordable hearing losses were recorded on the injury/illness log with Safety and/or OH this quarter: DA Civilian	3
How many DOD/OSHA recordable hearing losses were recorded on the injury/illness log with Safety and/or OH this quarter: Military	10

This section will show bar blot comparisons between the RHC-P installations for each question that had responses.

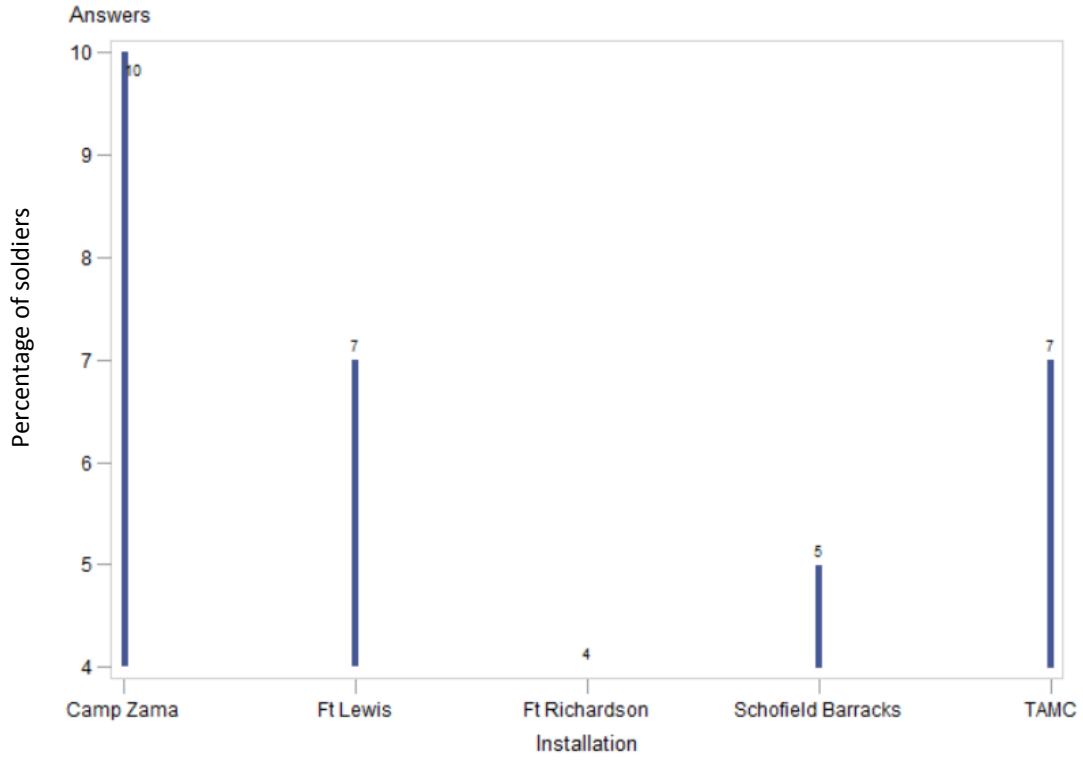
How many Soldiers at your installation completed the annual DOEHRS-HC monitoring audiometry this quarter?



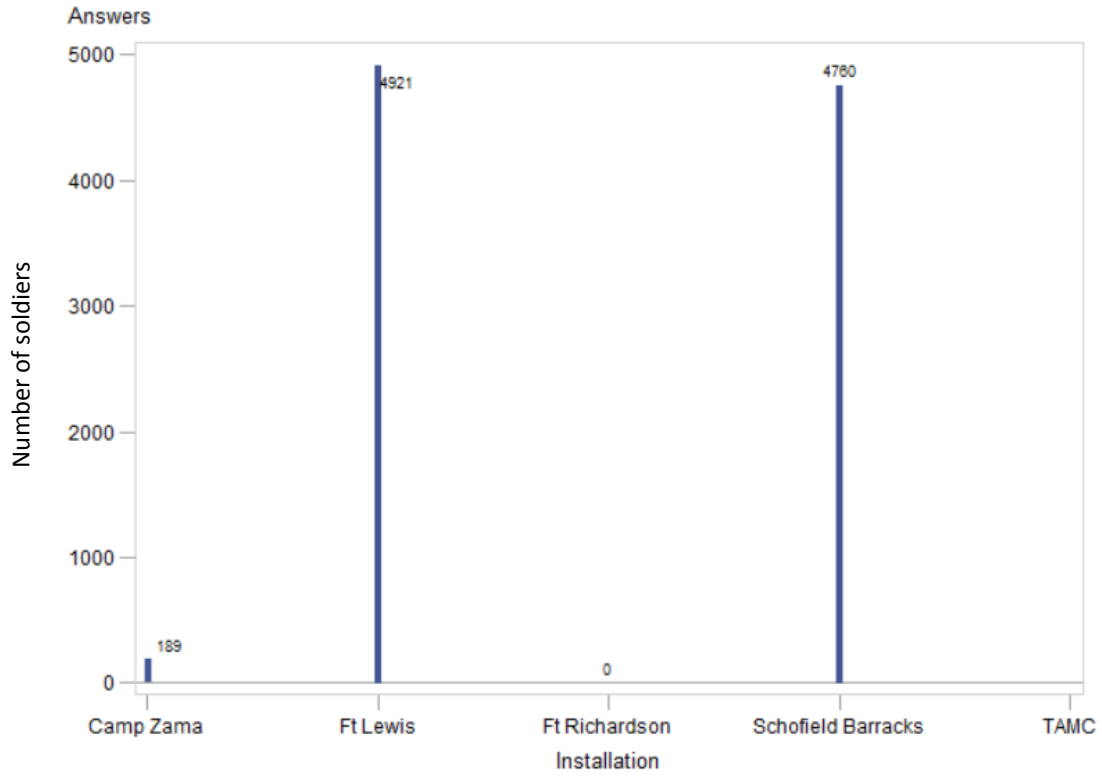
What percentage of Soldiers at your installation is deployable (HRC 1 or HRC 2)?



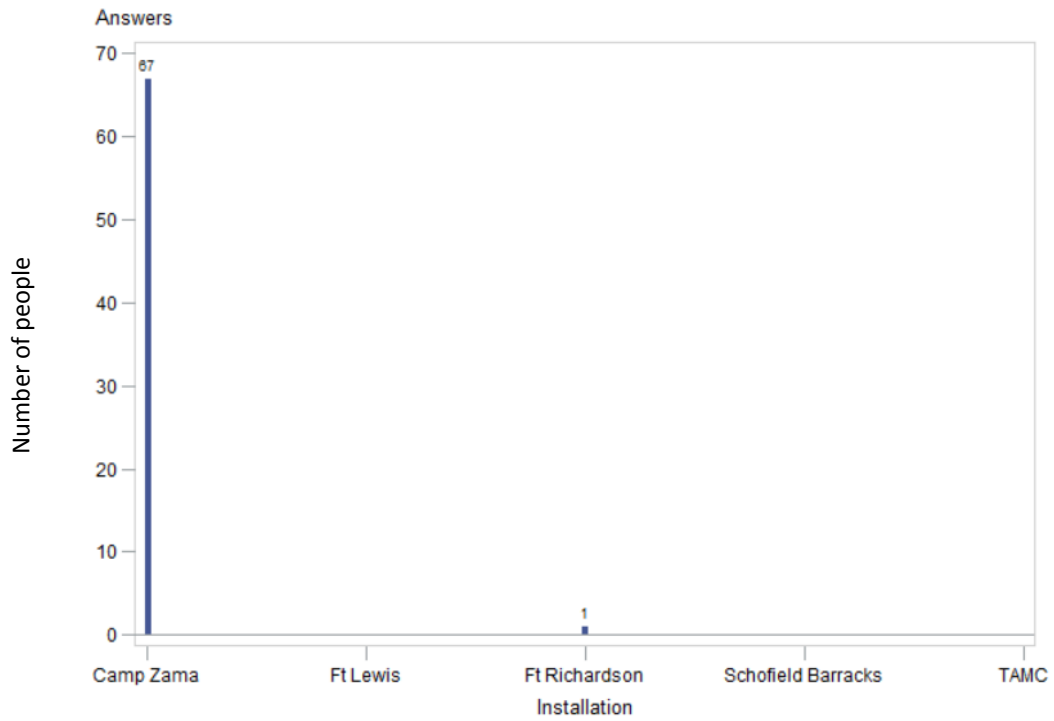
What percentage of Soldiers at your installation is HRC 4?



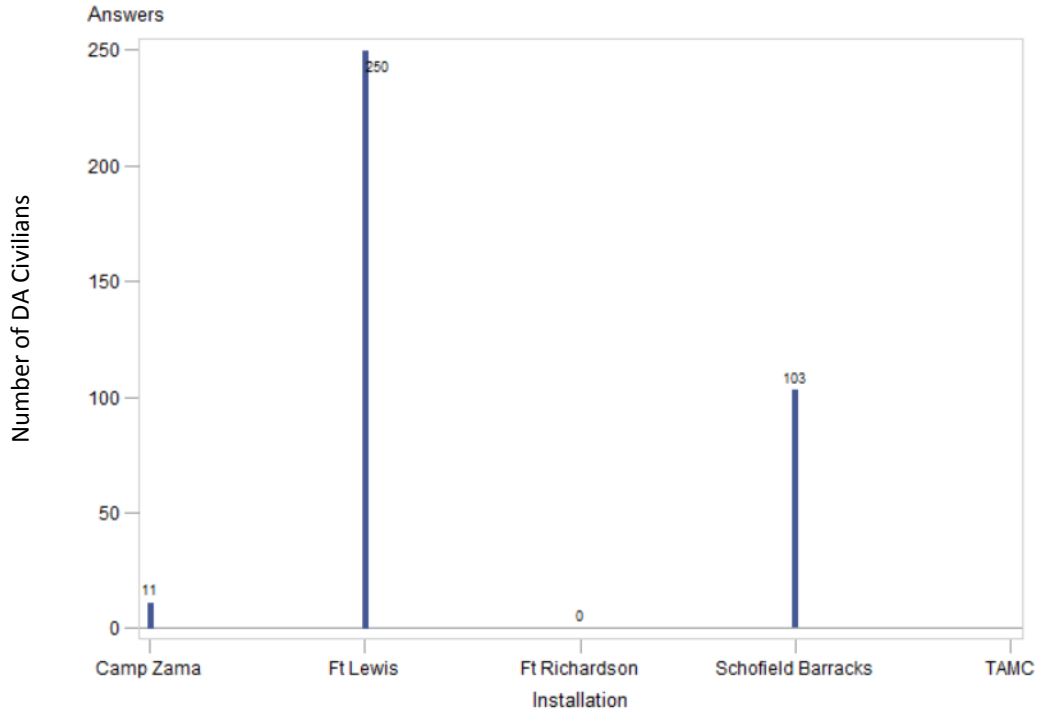
How many Soldiers at your installation were provided with annual hearing health education this quarter?



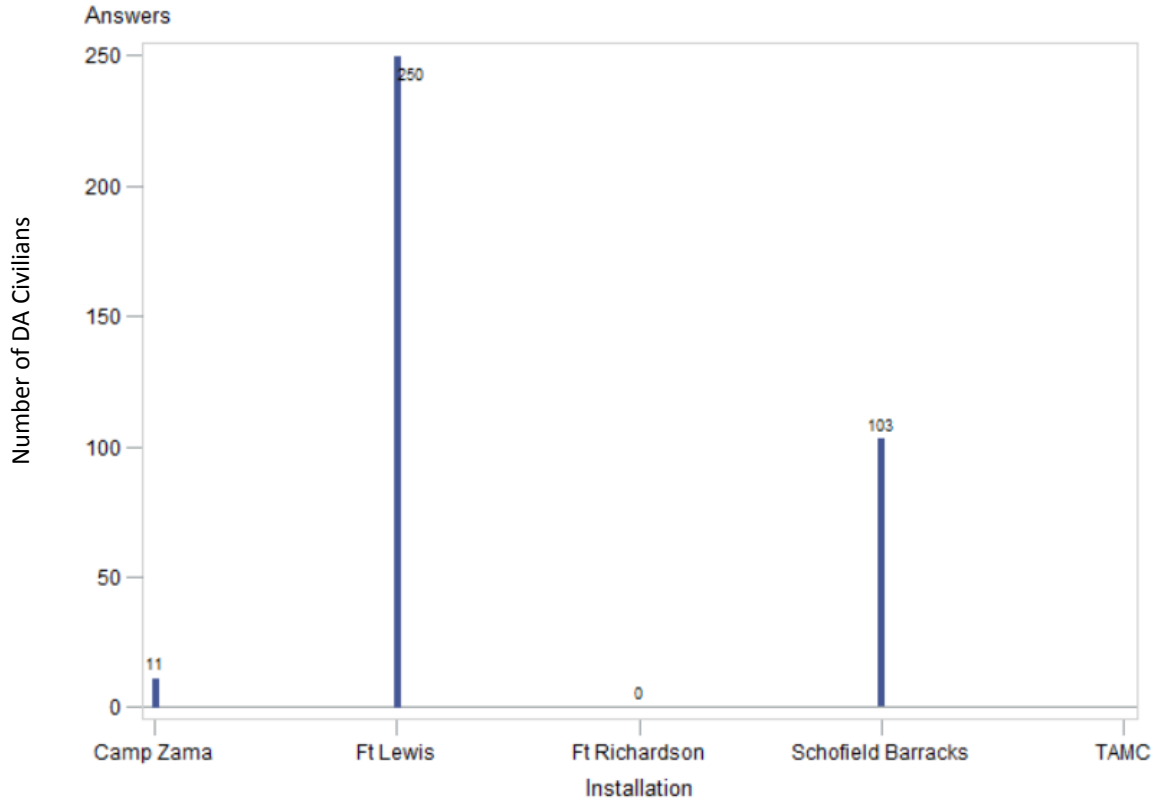
Using DOEHS-HC reporting data, how many people reported experiencing some level of tinnitus at your installation this quarter?



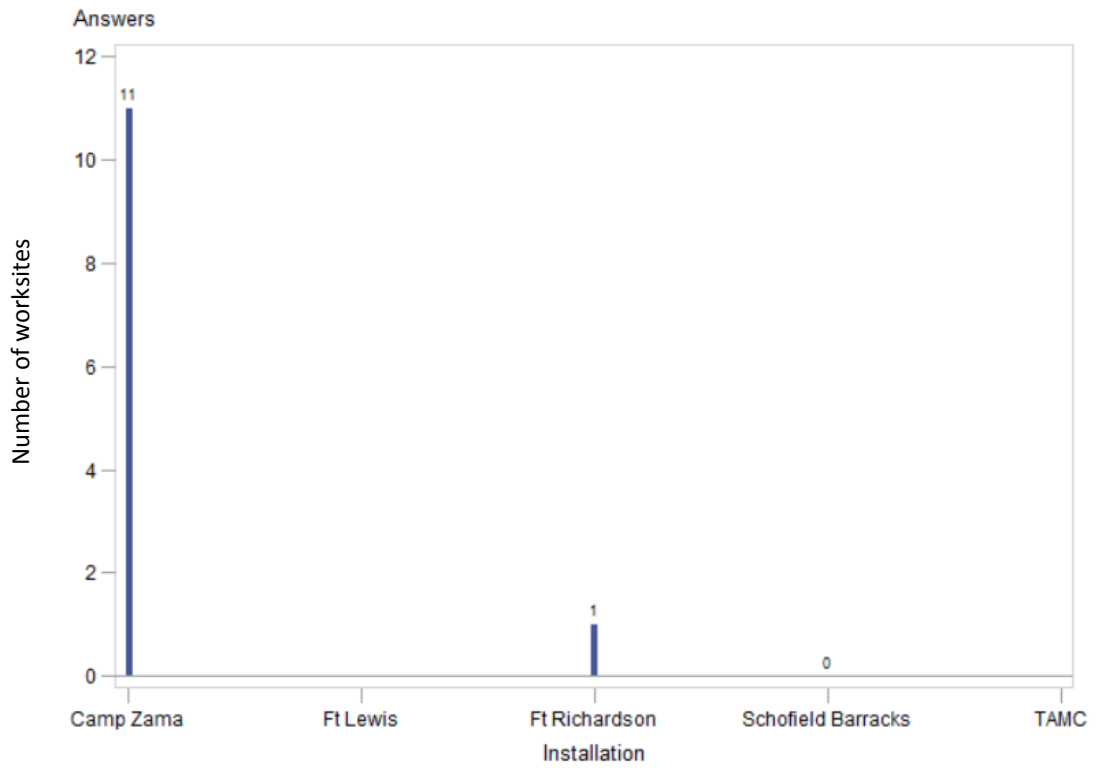
How many noise exposed DA Civilians at your installation completed the annual DOEHS-HC monitoring audiometry this past QUARTER?



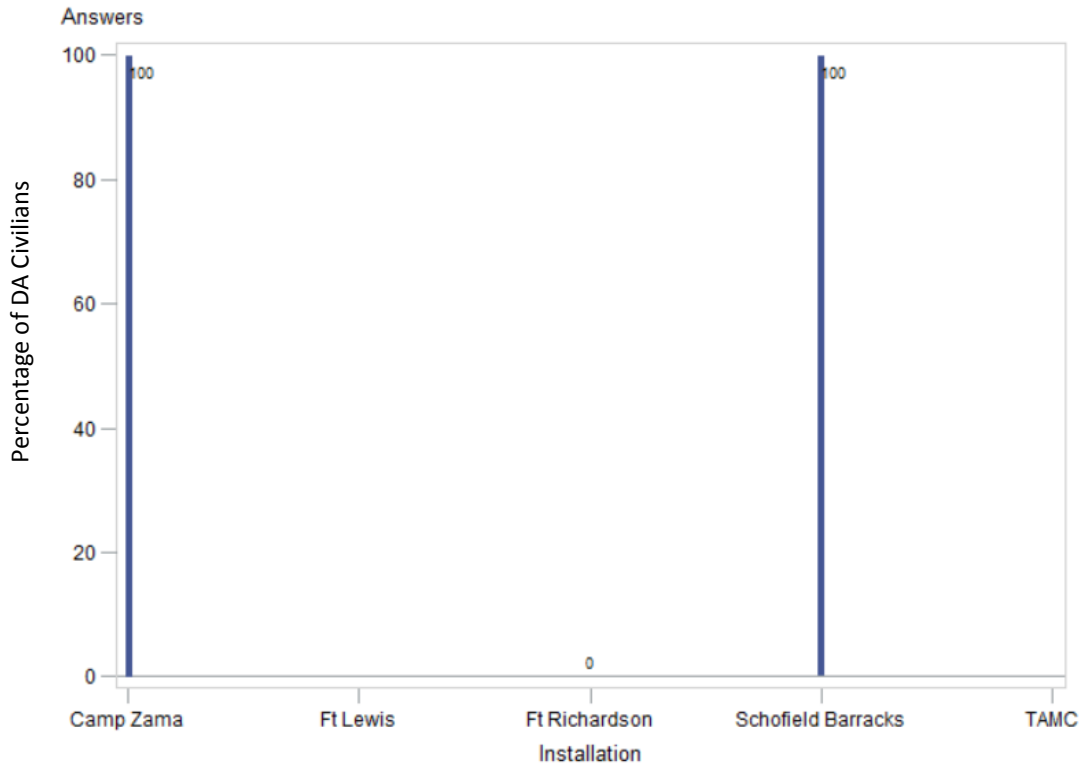
How many DA Civilians at your installation were provided annual hearing health education this quarter?



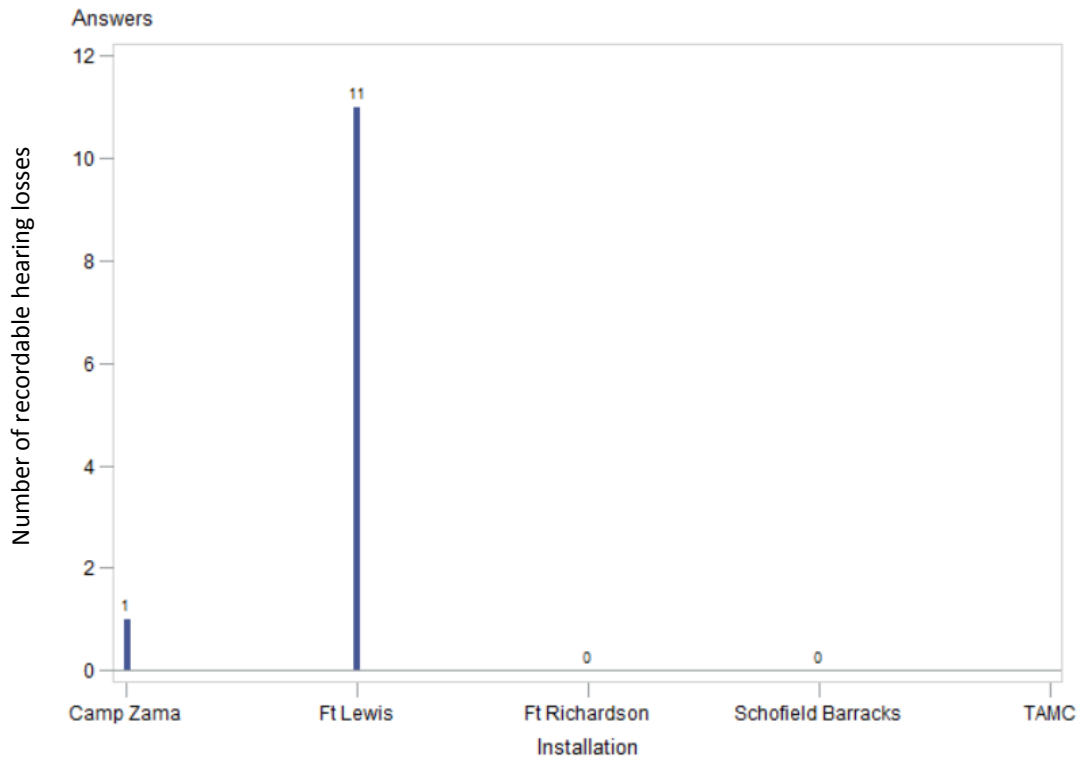
How many noise-hazardous worksites were inspected at your installation this quarter?



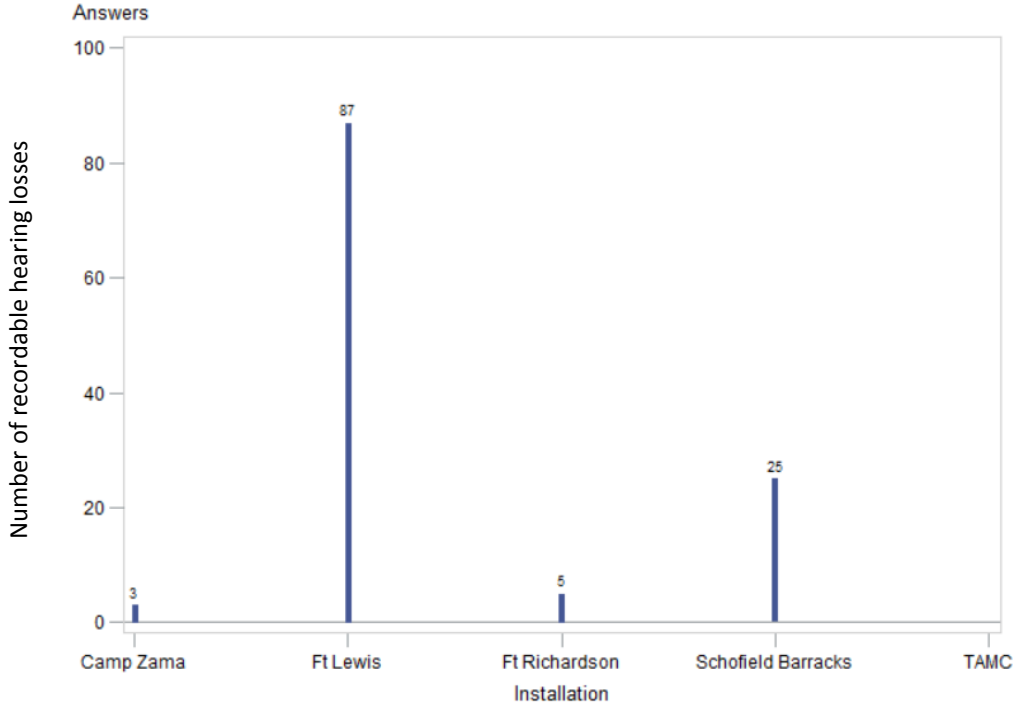
What percentage of DA Civilians inspected at your installation complied with use of hearing protection in hazardous noise operations this quarter?



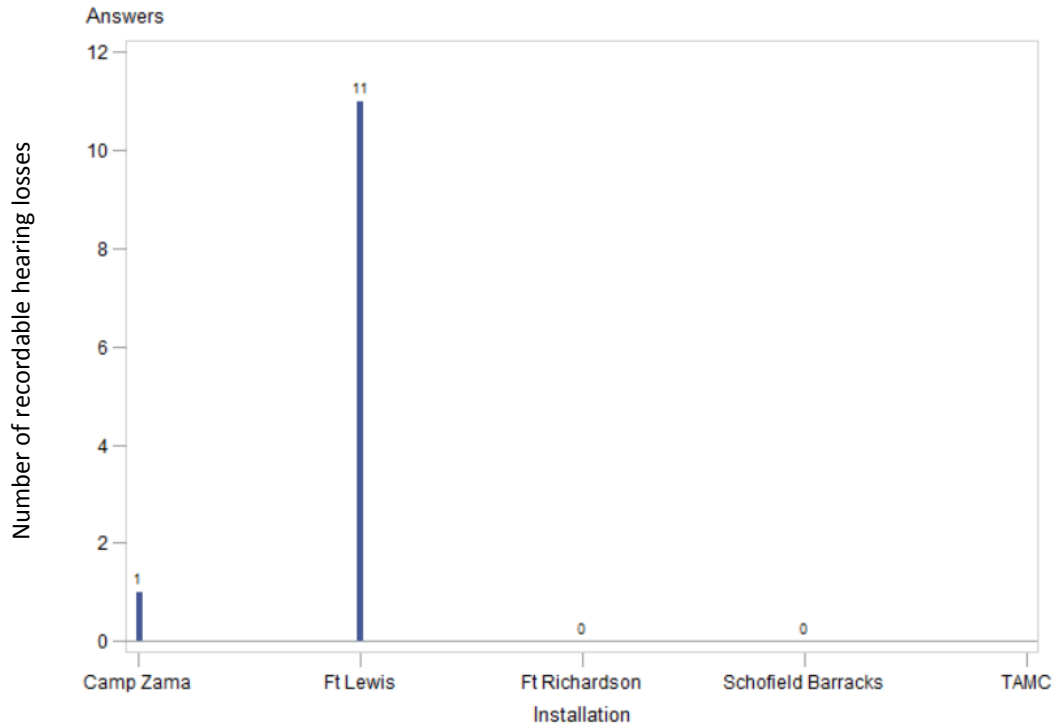
Using the "OSHA Reportable" report from DOEHRS-HC DR, how many DOD/OSHA recordable hearing losses were identified at your installation this quarter: DA Civilian



Using the "OSHA Reportable" report from DOEHRS-HC DR, how many DOD/OSHA recordable hearing losses were identified at your installation this quarter: Military



How many DOD/OSHA recordable hearing losses were recorded on the injury/illness log with Safety and/or OH this quarter: DA Civilian



How many DOD/OSHA recordable hearing losses were recorded on the injury/illness log with Safety and/or OH this quarter: Military

